

Results

**100m Men
Final**
24 JUL 2009 / 17:05

Wind: +0.2 m/s

Rank	Bib	Name	Nat	Date of Birth	Lane	Reaction time	Result	
1	137	LEMAÎTRE Christophe	FRA	15 JUN 1990	3	0.120	10.04	EJR,CR,E
2	7	GULIYEV Ramil	AZE	29 MAY 1990	4	0.152	10.16	
3	156	AYANFUL Eugene	GBR	14 MAY 1990	6	0.160	10.37	PB
4	184	ROBERTSON Andrew	GBR	17 DEC 1990	5	0.170	10.37	PB
5	315	ROSICHINI Valerio	ITA	7 FEB 1990	2	0.183	10.54	
6	311	OBOU Delmas	ITA	25 OCT 1991	7	0.151	10.55	
7	166	GALLIERS Max	GBR	28 JAN 1990	8	0.173	10.64	
8	402	SZCZESNIAK Artur	POL	30 JAN 1991	1	0.183	10.76	

**200m Men
Round 1**
24 JUL 2009 / 19:00

Rank	Bib	Name	Nat	Date of Birth	Lane	Result	
1	211	HERING Robert	GER	14 JUN 1990	4	20.57 Q	
2	437	KOLESNICHENKO Vyacheslav	RUS	1 FEB 1990	5	21.00 Q	PB
3	310	MARANI Diego	ITA	27 APR 1990	3	21.04 Q	
4	501	NORDKVIST Alexander	SWE	15 JUN 1990	4	21.06 Q	PB
5	504	OLSSON Benjamin	SWE	29 JAN 1991	6	21.06 Q	PB
6	251	TSÁKONAS Likourgos-Stéfanos	GRE	8 MAR 1990	7	21.07 Q	PB
7	7	GULIYEV Ramil	AZE	29 MAY 1990	2	21.08 Q	
8	48	MASLÁK Pavel	CZE	21 FEB 1991	4	21.18 Q	
9	164	EJEHU Junior	GBR	1 FEB 1991	5	21.19 Q	PB
10	235	SCHMIDT Roy	GER	30 SEP 1991	6	21.23 Q	
11	491	FRÓJD Carlos	SWE	8 OCT 1990	7	21.35 Q	PB
12	35	PETROV Teo	BUL	1 FEB 1991	5	21.42 Q	
13	44	FAIST Jiri	CZE	17 MAY 1990	8	21.44 Q	
14	200	BRIEGER Martin	GER	5 JAN 1991	3	21.46 Q	
15	374	DOBROWOLSKI Jakub	POL	24 OCT 1991	8	21.51 Q	PB
16	415	FERREIRA Bruno	POR	27 MAY 1990	2	21.54 q	PB
16	381	JEDRUSIK Mateusz	POL	15 MAY 1991	7	21.54 Q	PB
18	353	STEVENS Erik	NED	11 MAR 1991	7	21.58 q	PB
18	459	VONCINA Erik	SLO	14 JAN 1990	6	21.58 Q	
20	323	VALENTINI Lorenzo	ITA	13 APR 1991	3	21.60 q	
21	122	BOULY Charles	FRA	8 JUN 1990	5	21.63 q	PB
22	82	MARTÍNEZ Antonio	ESP	18 SEP 1990	6	21.65	=PB
23	335	REKLYS Tomas	LTU	8 AUG 1990	8	21.66	
24	331	BALIUKONIS Mindaugas	LTU	26 MAR 1990	8	21.79 Q	
25	486	TURCÁNI Roman	SVK	28 MAR 1990	2	21.84 Q	
26	34	KREMENSKI Petar	BUL	1 JAN 1991	2	21.91 Q	
27	367	SOLLI Per Magnus	NOR	4 JUN 1991	3	22.03	
28	454	JERAS Jernej	SLO	26 AUG 1991	4	22.04	
29	261	KOVÁCS László	HUN	19 FEB 1991	7	22.05	
30	537	PANKEVYCH Andriy	UKR	4 MAY 1990	3	22.08	
31	469	MILINKOVIC Nikola	SRB	13 JAN 1991	4	22.37	SB
32	342	LUKA Rakic	MNE	2 AUG 1991	2	22.71	PB
	56	ŠTASTNÝ Lukáš	CZE	23 FEB 1991	5	DQ	R 163.3
	279	RUSSELL Chris	IRL	7 JUN 1990	6	DNS	

Results

200m Men
Round 1 Heat 1 (5)
24 JUL 2009 / 19:00

Wind: +0.5 m/s

Rank	Bib	Name	Nat	Date of Birth	Lane	Reaction time	Result
1	211	HERING Robert	GER	14 JUN 1990	4	0.159	20.57 Q
2	164	EJEHU Junior	GBR	1 FEB 1991	5	0.178	21.19 Q PB
3	491	FRÖJD Carlos	SWE	8 OCT 1990	7	0.190	21.35 Q PB
4	44	FAIST Jiri	CZE	17 MAY 1990	8	0.177	21.44 Q
5	415	FERREIRA Bruno	POR	27 MAY 1990	2	0.166	21.54 q PB
6	323	VALENTINI Lorenzo	ITA	13 APR 1991	3	0.207	21.60 q
7	82	MARTÍNEZ Antonio	ESP	18 SEP 1990	6	0.182	21.65 =PB

200m Men
Round 1 Heat 2 (5)
24 JUL 2009 / 19:06

Wind: +0.9 m/s

Rank	Bib	Name	Nat	Date of Birth	Lane	Reaction time	Result
1	310	MARANI Diego	ITA	27 APR 1990	3	0.158	21.04 Q
2	374	DOBROWOLSKI Jakub	POL	24 OCT 1991	8	0.211	21.51 Q PB
3	459	VONCINA Erik	SLO	14 JAN 1990	6	0.186	21.58 Q
4	486	TURCÁNI Roman	SVK	28 MAR 1990	2	0.164	21.84 Q
5	261	KOVÁCS László	HUN	19 FEB 1991	7	0.219	22.05
6	469	MILINKOVIC Nikola	SRB	13 JAN 1991	4	0.183	22.37 SB
	56	ŠTASTNÝ Lukáš	CZE	23 FEB 1991	5	0.161	DQ R 163.3

200m Men
Round 1 Heat 3 (5)
24 JUL 2009 / 19:12

Wind: +0.8 m/s

Rank	Bib	Name	Nat	Date of Birth	Lane	Reaction time	Result
1	437	KOLESNICHENKO Vyacheslav	RUS	1 FEB 1990	5	0.204	21.00 Q PB
2	48	MASLÁK Pavel	CZE	21 FEB 1991	4	0.180	21.18 Q
3	381	JEDRUSIK Mateusz	POL	15 MAY 1991	7	0.223	21.54 Q PB
4	34	KREMENSKI Petar	BUL	1 JAN 1991	2	0.195	21.91 Q
5	537	PANKEVYCH Andriy	UKR	4 MAY 1990	3	0.172	22.08
	279	RUSSELL Chris	IRL	7 JUN 1990	6		DNS

200m Men
Round 1 Heat 4 (5)
24 JUL 2009 / 19:18

Wind: +0.8 m/s

Rank	Bib	Name	Nat	Date of Birth	Lane	Reaction time	Result
1	251	TSÁKONAS Likoúrgos-Stéfanos	GRE	8 MAR 1990	7	0.161	21.07 Q PB
2	235	SCHMIDT Roy	GER	30 SEP 1991	6	0.203	21.23 Q
3	35	PETROV Teo	BUL	1 FEB 1991	5	0.184	21.42 Q
4	331	BALIUKONIS Mindaugas	LTU	26 MAR 1990	8	0.167	21.79 Q
5	367	SOLLI Per Magnus	NOR	4 JUN 1991	3	0.169	22.03
6	454	JERAS Jernej	SLO	26 AUG 1991	4	0.156	22.04
7	342	LUKA Rakic	MNE	2 AUG 1991	2	0.172	22.71 PB

Results

200m Men
Round 1 Heat 5 (5)
24 JUL 2009 / 19:24

Wind: +0.8 m/s

Rank	Bib	Name	Nat	Date of Birth	Lane	Reaction time	Result	
1	501	NORDKVIST Alexander	SWE	15 JUN 1990	4	0.156	21.06	Q PB
2	504	OLSSON Benjamin	SWE	29 JAN 1991	6	0.176	21.06	Q PB
3	7	GULIYEV Ramil	AZE	29 MAY 1990	2	0.167	21.08	Q
4	200	BRIEGER Martin	GER	5 JAN 1991	3	0.154	21.46	Q
5	353	STEVENS Erik	NED	11 MAR 1991	7	0.155	21.58	q PB
6	122	BOULY Charles	FRA	8 JUN 1990	5	0.195	21.63	q PB
7	335	REKLYS Tomas	LTU	8 AUG 1990	8	0.182	21.66	

Qualified: First 4 in each heat (Q) and 4 best performers (q) advance to the Semifinals

400m Men
Final
24 JUL 2009 / 18:10

Rank	Bib	Name	Nat	Date of Birth	Lane	Reaction time	Result	
1	160	CLARKE Chris	GBR	25 JAN 1990	5	0.198	45.59	PB
2	380	JAROS Andrzej	POL	19 JUL 1990	4	0.148	46.75	PB
3	181	PERSENT Louis	GBR	18 JUL 1990	8	0.167	46.82	
4	244	ZENDER Niklas	GER	28 AUG 1990	3	0.181	46.84	
5	262	KOVÁCS Zoltán	HUN	19 JUN 1990	6	0.282	47.07	
6	217	KAISER Marco	GER	21 JAN 1991	7	0.196	47.39	
7	376	GRYNKIEWICZ Marcin	POL	29 MAR 1990	2	0.184	47.67	
8	263	LUKÁCS Máté	HUN	15 DEC 1990	1	0.187	47.69	

Results

**800m Men
Round 1**

24 JUL 2009 / 10:55

Rank	Bib	Name	Nat	Date of Birth	Lane	Result	
1	151	SOUDRIL Carl	FRA	10 DEC 1990	7	1:50.87 Q	
2	417	GONÇALVES Fábio	POR	26 JAN 1990	2	1:50.98 Q	
3	185	SCHOFIELD Robbie	GBR	14 DEC 1990	6	1:51.19 Q	
4	147	RENAUDIE Paul	FRA	2 APR 1990	7	1:51.30 Q	
5	275	PATTERSON Mark	IRL	23 JAN 1991	4	1:51.43 Q	
6	446	SHEPLYAKOV Aleksandr	RUS	3 MAR 1991	2	1:51.46 Q	
7	424	CIRNARU Adrian	ROU	19 MAY 1991	4	1:51.57 Q	
8	158	BROOKS Niall	GBR	8 JUL 1991	7	1:51.59 Q	
9	428	PREDA George Daniel	ROU	3 SEP 1991	3	1:51.69 Q	
10	74	ESTESO José Alberto	ESP	25 AUG 1990	5	1:51.71 q	
11	210	HECK Ronny	GER	26 FEB 1990	3	1:51.75 Q	
12	488	ASPLUND Anton	SWE	13 DEC 1990	4	1:51.84 Q	
13	27	YUSCHANKA Maksim	BLR		8	1:52.02 q	
14	258	KÁLLAY Dániel	HUN	16 APR 1990	3	1:52.11 Q	
15	16	STUBBE Matthias	BEL	22 MAY 1990	6	1:52.16 Q	
16	15	SMOUT Andreas	BEL	29 DEC 1990	5	1:52.23 Q	
17	366	ROTH Thomas	NOR	11 FEB 1991	5	1:52.50 Q	
18	515	ÇOBAN Emrah	TUR	1 JAN 1990	6	1:52.51 Q	
19	528	ULUS Cihat	TUR	1 FEB 1990	2	1:52.87 q	
20	362	INGEBRIGTSEN Henrik	NOR	24 FEB 1991	5	1:53.01 q	
21	226	LANGÉ Andreas	GER	29 JAN 1991	7	1:53.08	
22	505	ROHLÉN Robin	SWE	5 MAY 1990	3	1:53.11	
23	81	LÓPEZ Kevin	ESP	12 JUN 1990	4	1:53.15 Q	
24	405	TRZASALSKI Jakub	POL	20 JUL 1990	3	1:53.31 Q	
25	351	RIET Addis	NED	27 NOV 1991	7	1:53.31 Q	
26	133	GRAGNIC Simon	FRA	28 JUN 1990	5	1:53.42 Q	
27	355	VAN DER PARK Jeffrey	NED	23 JUN 1991	4	1:53.48	
28	493	HENNINGSSON Johan	SWE	2 NOV 1990	6	1:53.50	
29	529	YAGLI Hüseyin	TUR	15 JAN 1990	2	1:53.78	
30	478	GASSMANN Romario	SUI	6 APR 1990	8	1:54.01	
31	485	PÁLENIK Dušan	SVK	5 SEP 1990	8	1:54.21	
32	62	JENSEN Nick	DEN	17 JUN 1991	8	1:57.32	
33	468	MAKSIMOVIC Slobodan	SRB	8 APR 1990	2	1:57.33	
	427	GHEORGHE Vasile	ROU	28 APR 1990	6	DQ	
							R 163.3


800m Men
Round 1 Heat 1 (5)

24 JUL 2009 / 10:55

Rank	Bib	Name	Nat	Date of Birth	Lane	Result
1	81	LÓPEZ Kevin	ESP	12 JUN 1990	4	1:53.15 Q
2	405	TRZASALSKI Jakub	POL	20 JUL 1990	3	1:53.31 Q
3	351	RIET Addis	NED	27 NOV 1991	7	1:53.31 Q
4	133	GRAGNIC Simon	FRA	28 JUN 1990	5	1:53.42 Q
5	493	HENNINGSSON Johan	SWE	2 NOV 1990	6	1:53.50
6	529	YAGLI Hüseyin	TUR	15 JAN 1990	2	1:53.78
7	62	JENSEN Nick	DEN	17 JUN 1991	8	1:57.32

Intermediate times: 400m 57.11 81 LÓPEZ Kevin (ESP)
600m 1:25.54 81 LÓPEZ Kevin (ESP)

INTERNET Service: www.european-athletics.org

Timing, Measurement and Data Service by  OMEGA

printed at SUN 26 JUL 2009 19:34

Page 4 of 30

Results

800m Men
Round 1 Heat 2 (5)
24 JUL 2009 / 11:01

Rank	Bib	Name	Nat	Date of Birth	Lane	Result
1	424	CIRNARU Adrian	ROU	19 MAY 1991	4	1:51.57 Q
2	258	KÁLLAY Dániel	HUN	16 APR 1990	3	1:52.11 Q
3	15	SMOUT Andreas	BEL	29 DEC 1990	5	1:52.23 Q
4	515	ÇOBAN Emrah	TUR	1 JAN 1990	6	1:52.51 Q
5	226	LANGE Andreas	GER	29 JAN 1991	7	1:53.08
6	485	PÁLENIK Dušan	SVK	5 SEP 1990	8	1:54.21
7	468	MAKSIMOVIC Slobodan	SRB	8 APR 1990	2	1:57.33

Intermediate times: 400m 56.20 424 CIRNARU Adrian (ROU)
600m 1:24.60 424 CIRNARU Adrian (ROU)

800m Men
Round 1 Heat 3 (5)
24 JUL 2009 / 11:07

Rank	Bib	Name	Nat	Date of Birth	Lane	Result
1	147	RENAUDIE Paul	FRA	2 APR 1990	7	1:51.30 Q
2	446	SHEPLYAKOV Aleksandr	RUS	3 MAR 1991	2	1:51.46 Q
3	210	HECK Ronny	GER	26 FEB 1990	3	1:51.75 Q
4	488	ASPLUND Anton	SWE	13 DEC 1990	4	1:51.84 Q
5	362	INGEBRIGTSEN Henrik	NOR	24 FEB 1991	5	1:53.01 q
	427	GHEORGHE Vasile	ROU	28 APR 1990	6	DQ

Intermediate times: 400m 54.22 362 INGBRIGTSEN Henrik (NOR)
600m 1:22.35 147 RENAUDIE Paul (FRA)

800m Men
Round 1 Heat 4 (5)
24 JUL 2009 / 11:13

Rank	Bib	Name	Nat	Date of Birth	Lane	Result
1	158	BROOKS Niall	GBR	8 JUL 1991	7	1:51.59 Q
2	428	PREDA George Daniel	ROU	3 SEP 1991	3	1:51.69 Q
3	16	STUBBE Matthias	BEL	22 MAY 1990	6	1:52.16 Q
4	366	ROTH Thomas	NOR	11 FEB 1991	5	1:52.50 Q
5	528	ULUS Cihat	TUR	1 FEB 1990	2	1:52.87 q
6	355	VAN DER PARK Jeffrey	NED	23 JUN 1991	4	1:53.48
7	478	GASSMANN Romario	SUI	6 APR 1990	8	1:54.01

Intermediate times: 400m 55.22 428 PREDA George Daniel (ROU)
600m 1:23.68 158 BROOKS Niall (GBR)


800m Men
Round 1 Heat 5 (5)
24 JUL 2009 / 11:19

Rank	Bib	Name	Nat	Date of Birth	Lane	Result
1	151	SOUDRIL Carl	FRA	10 DEC 1990	7	1:50.87 Q
2	417	GONÇALVES Fábio	POR	26 JAN 1990	2	1:50.98 Q
3	185	SCHOFIELD Robbie	GBR	14 DEC 1990	6	1:51.19 Q
4	275	PATTERSON Mark	IRL	23 JAN 1991	4	1:51.43 Q
5	74	ESTESO José Alberto	ESP	25 AUG 1990	5	1:51.71 q
6	27	YUSCHANKA Maksim	BLR		8	1:52.02 q
7	505	ROHLÉN Robin	SWE	5 MAY 1990	3	1:53.11

Intermediate times: 400m 54.38 151 SOUDRIL Carl (FRA)
600m 1:22.96 151 SOUDRIL Carl (FRA)

Qualified: First 4 in each heat (Q) and 4 best performers (q) advance to the Semifinals

INTERNET Service: www.european-athletics.org

Timing, Measurement and Data Service by  OMEGA

printed at SUN 26 JUL 2009 19:34

Page 5 of 30

Results

Decathlon

1500m Men - Decathlon Final

24 JUL 2009 / 19:30

Rank	Bib	Name	Nat	Date of Birth	Order	Result	Points
1	131	FENRICH Benjamin	FRA	11 JUN 1990	9	4:09.09	888 PB
2	500	NILSSON Marcus	SWE	3 MAY 1991	4	4:23.37	789
3	115	SOLA Juha	FIN	26 JAN 1990	22	4:28.75	753
4	507	ROSENQUIST Fabian	SWE	1 APR 1991	16	4:33.18	724
5	503	OLSON Petter	SWE	14 FEB 1991	7	4:33.27	723
6	45	HEDVICÁK Jaroslav	CZE	13 DEC 1990	11	4:38.60	689 PB
7	159	BRYANT Ashley	GBR	17 MAY 1991	12	4:42.83	663 PB
8	17	VAN DER PLAETSEN Thomas	BEL	24 DEC 1990	2	4:44.17	654 PB
9	116	TASKINEN Eetu	FIN	8 AUG 1991	19	4:44.58	652
10	219	KAZMIREK Kai	GER	28 JAN 1991	8	4:46.24	642 PB
11	3	DISTELBERGER Dominik	AUT	16 MAR 1990	20	4:47.98	631
12	441	LUKYANENKO Artem	RUS	30 JAN 1990	13	4:48.84	626
13	167	GARDINER Daniel	GBR	25 JUN 1990	17	4:49.52	622
14	46	HELCELET Adam	CZE	27 OCT 1991	23	4:51.21	611 PB
15	208	GILDE Maximilian	GER	5 JAN 1990	1	4:52.16	606 PB
16	476	ANTILLE Flavien	SUI	1 FEB 1990	15	4:52.86	602
17	93	JÖEVÄLI Kaarel	EST	8 JAN 1990	21	4:57.17	576
18	171	GUEST David	GBR	8 NOV 1991	14	4:59.17	565
19	50	PAŠIAK Adam	CZE	18 JUL 1990	5	5:00.03	560 PB
20	450	TEPTIN Yevgeniy	RUS	16 MAR 1990	3	5:00.58	556
21	298	COMBI Stefano	ITA	9 MAR 1990	6	5:01.23	553
22	293	CALVI Michele	ITA	7 JUN 1990	18	5:03.14	542
23	449	SVIRIDOV Sergey	RUS	20 OCT 1990	10	5:14.20	481

Intermediate times: 400m 1:01.76 131 FENRICH Benjamin (FRA)
 800m 2:12.88 131 FENRICH Benjamin (FRA)
 1200m 3:22.29 131 FENRICH Benjamin (FRA)

Results

**3000m Steeplechase Men
Round 1**

24 JUL 2009 / 17:15

Rank	Bib	Name	Nat	Date of Birth	Order	Result	
1	64	ABADÍA Antonio	ESP	2 JUL 1990	10	8:56.52	Q PB
2	134	HADJAM Abdelatif	FRA	8 AUG 1990	2	8:57.44	Q
3	224	KRÜGER Daniel	GER	24 SEP 1991	9	8:58.34	Q
4	533	KISHCHENKO Yuriy	UKR	4 AUG 1991	12	8:58.76	Q
5	11	D'HOEDT Jeroen	BEL	10 JAN 1990	8	8:58.85	Q PB
6	517	DUVAR Hakan	TUR	1990	11	8:59.40	q PB
7	65	ALAIZ Roberto	ESP	20 JUL 1990	13	9:00.20	q PB
8	499	LEGERNES Jonas	SWE	4 SEP 1991	7	9:04.47	Q PB
9	144	PEPIOT Tanguy	FRA	6 JUL 1991	12	9:07.38	Q
10	145	PEPIOT Valentin	FRA	6 JUL 1991	9	9:07.69	Q
11	252	VOUTSINAS Grigorios	GRE	1991	2	9:07.94	q PB
12	191	WILKINSON James	GBR	13 JUL 1990	3	9:08.01	q
13	13	LEYSEN Erwin	BEL	15 NOV 1991	10	9:08.74	
14	2	AIGNER Jürgen	AUT	18 SEP 1990	11	9:09.54	PB
15	218	KARUS Benedikt	GER	22 JAN 1990	4	9:12.22	
16	61	HESELBJERG Ole	DEN	23 APR 1990	1	9:13.46	
17	316	SCOLERI Andrea	ITA	30 JUL 1990	5	9:16.58	
18	195	BAH Mohammed Wurie	GER	28 JUL 1990	8	9:17.48	
19	73	CORDERO Alvaro	ESP	5 JUL 1990	3	9:17.89	
20	421	PEDROSO Olivier	POR	1990	6	9:17.98	
21	439	KULIKOV Andrey	RUS	23 MAR 1990	1	9:23.50	
22	321	TAVELLA Maurizio	ITA	31 OCT 1991	5	9:25.35	
23	432	CHEREPANOV Yevgeniy	RUS	28 APR 1991	7	9:28.94	
	521	ÖZDEMİR Sait	TUR	14 AUG 1990	4	DNF	
	18	VAN HAM Andreas	BEL	30 MAR 1990	6	DNF	


**3000m Steeplechase Men
Round 1 Heat 1 (2)**

24 JUL 2009 / 17:15

Rank	Bib	Name	Nat	Date of Birth	Order	Result	
1	134	HADJAM Abdelatif	FRA	8 AUG 1990	2	8:57.44	Q
2	224	KRÜGER Daniel	GER	24 SEP 1991	9	8:58.34	Q
3	533	KISHCHENKO Yuriy	UKR	4 AUG 1991	12	8:58.76	Q
4	11	D'HOEDT Jeroen	BEL	10 JAN 1990	8	8:58.85	Q PB
5	517	DUVAR Hakan	TUR	1990	11	8:59.40	q PB
6	65	ALAIZ Roberto	ESP	20 JUL 1990	13	9:00.20	q PB
7	13	LEYSEN Erwin	BEL	15 NOV 1991	10	9:08.74	
8	218	KARUS Benedikt	GER	22 JAN 1990	4	9:12.22	
9	61	HESELBJERG Ole	DEN	23 APR 1990	1	9:13.46	
10	316	SCOLERI Andrea	ITA	30 JUL 1990	5	9:16.58	
11	73	CORDERO Alvaro	ESP	5 JUL 1990	3	9:17.89	
12	421	PEDROSO Olivier	POR	1990	6	9:17.98	
13	432	CHEREPANOV Yevgeniy	RUS	28 APR 1991	7	9:28.94	

Intermediate times: 1000m 2:56.36 224 KRÜGER Daniel (GER)
2000m 6:02.63 224 KRÜGER Daniel (GER)

INTERNET Service: www.european-athletics.org

Timing, Measurement and Data Service by  OMEGA

printed at SUN 26 JUL 2009 19:34

Page 7 of 30

Results

3000m Steeplechase Men
Round 1 Heat 2 (2)

24 JUL 2009 / 17:30

Rank	Bib	Name	Nat	Date of Birth	Order	Result	
1	64	ABADÍA Antonio	ESP	2 JUL 1990	10	8:56.52	Q PB
2	499	LEGERNES Jonas	SWE	4 SEP 1991	7	9:04.47	Q PB
3	144	PEPIOT Tanguy	FRA	6 JUL 1991	12	9:07.38	Q
4	145	PEPIOT Valentin	FRA	6 JUL 1991	9	9:07.69	Q
5	252	VOUTSINAS Grigorios	GRE	1991	2	9:07.94	q PB
6	191	WILKINSON James	GBR	13 JUL 1990	3	9:08.01	q
7	2	AIGNER Jürgen	AUT	18 SEP 1990	11	9:09.54	PB
8	195	BAH Mohammed Wurie	GER	28 JUL 1990	8	9:17.48	
9	439	KULIKOV Andrey	RUS	23 MAR 1990	1	9:23.50	
10	321	TAVELLA Maurizio	ITA	31 OCT 1991	5	9:25.35	
	521	ÖZDEMİR Sait	TUR	14 AUG 1990	4	DNF	
	18	VAN HAM Andreas	BEL	30 MAR 1990	6	DNF	

Intermediate times: 1000m 2:53.78 18 VAN HAM Andreas (BEL)
2000m 5:56.00 64 ABADÍA Antonio (ESP)

Qualified: First 4 in each heat (Q) and 4 best performers (q) advance to the Final

Decathlon
110m Hurdles Men - Decathlon

24 JUL 2009 / 9:30

Rank	Bib	Name	Nat	Date of Birth	Lane	Result	Points
1	503	OLSON Petter	SWE	14 FEB 1991	6	14.12	959 PB
2	3	DISTELBERGER Dominik	AUT	16 MAR 1990	5	14.18	951
3	293	CALVI Michele	ITA	7 JUN 1990	4	14.21	948 PB
4	17	VAN DER PLAETSEN Thomas	BEL	24 DEC 1990	2	14.27	940 PB
5	46	HELCELET Adam	CZE	27 OCT 1991	3	14.46	916 PB
6	45	HEDVIČÁK Jaroslav	CZE	13 DEC 1990	5	14.60	899 PB
6	441	LUKYANENKO Artem	RUS	30 JAN 1990	7	14.60	899
8	167	GARDINER Daniel	GBR	25 JUN 1990	4	14.61	897 PB
8	282	LÁRUSSON Einar Daði	ISL	10 MAY 1990	7	14.61	897
10	507	ROSENQUIST Fabian	SWE	1 APR 1991	5	14.63	895 PB
11	450	TEPTIN Yevgeniy	RUS	16 MAR 1990	6	14.79	875 SB
12	208	GILDE Maximilian	GER	5 JAN 1990	4	14.83	870
13	171	GUEST David	GBR	8 NOV 1991	6	14.91	860
13	93	JÕEVÄLI Kaarel	EST	8 JAN 1990	3	14.91	860
13	500	NILSSON Marcus	SWE	3 MAY 1991	7	14.91	860 PB
16	298	COMBI Stefano	ITA	9 MAR 1990	3	14.95	856
17	159	BRYANT Ashley	GBR	17 MAY 1991	6	14.96	854 PB
18	476	ANTILLE Flavien	SUI	1 FEB 1990	1	14.98	852
19	219	KAZMIREK Kai	GER	28 JAN 1991	2	15.03	846
20	50	PAŠIAK Adam	CZE	18 JUL 1990	3	15.12	835 SB
21	116	TASKINEN Eetu	FIN	8 AUG 1991	4	15.23	822
22	449	SVIRIDOV Sergey	RUS	20 OCT 1990	2	15.35	808
23	131	FENRICH Benjamin	FRA	11 JUN 1990	2	15.39	803 PB
24	115	SOLA Juha	FIN	26 JAN 1990	5	15.94	740
	136	LELIEVRE Jeremy	FRA	8 FEB 1991	7	DNF	

Results

Decathlon
110m Hurdles Men - Decathlon Heat 1 (4) 24 JUL 2009 / 9:30

Wind: +2.5 m/s

Rank	Bib	Name	Nat	Date of Birth	Lane	Reaction time	Result	Points
1	503	OLSON Petter	SWE	14 FEB 1991	6	0.197	14.12	959 PB
2	167	GARDINER Daniel	GBR	25 JUN 1990	4	0.170	14.61	897 PB
3	93	JÖEVÄLI Kaarel	EST	8 JAN 1990	3	0.192	14.91	860
4	131	FENRICH Benjamin	FRA	11 JUN 1990	2	0.193	15.39	803 PB
5	115	SOLA Juha	FIN	26 JAN 1990	5	0.203	15.94	740
	136	LELIEVRE Jeremy	FRA	8 FEB 1991	7		DNS	

Decathlon
110m Hurdles Men - Decathlon Heat 2 (4) 24 JUL 2009 / 9:36

Wind: +1.5 m/s

Rank	Bib	Name	Nat	Date of Birth	Lane	Reaction time	Result	Points
1	507	ROSENQUIST Fabian	SWE	1 APR 1991	5	0.160	14.63	895 PB
2	450	TEPTIN Yevgeniy	RUS	16 MAR 1990	6	0.172	14.79	875 SB
3	500	NILSSON Marcus	SWE	3 MAY 1991	7	0.166	14.91	860 PB
4	50	PAŠIAK Adam	CZE	18 JUL 1990	3	0.146	15.12	835 SB
5	116	TASKINEN Eetu	FIN	8 AUG 1991	4	0.218	15.23	822
6	449	SVIRIDOV Sergey	RUS	20 OCT 1990	2	0.191	15.35	808

Decathlon
110m Hurdles Men - Decathlon Heat 3 (4) 24 JUL 2009 / 9:42

Wind: -2.0 m/s

Rank	Bib	Name	Nat	Date of Birth	Lane	Reaction time	Fn	Result	Points
1	17	VAN DER PLAETSEN Thomas	BEL	24 DEC 1990	2	0.137		14.27	940 PB
2	45	HEDVICÁK Jaroslav	CZE	13 DEC 1990	5	0.188		14.60	899 PB
3	282	LÁRUSSON Einar Daði	ISL	10 MAY 1990	7	0.176		14.61	897
4	208	GILDE Maximilian	GER	5 JAN 1990	4	0.181		14.83	870
5	298	COMBI Stefano	ITA	9 MAR 1990	3	0.102		14.95	856
6	159	BRYANT Ashley	GBR	17 MAY 1991	6	0.191		14.96	854 PB
7	476	ANTILLE Flavien	SUI	1 FEB 1990	1	0.205	F1	14.98	852

Decathlon
110m Hurdles Men - Decathlon Heat 4 (4) 24 JUL 2009 / 9:48

Wind: -0.9 m/s

Rank	Bib	Name	Nat	Date of Birth	Lane	Reaction time	Result	Points
1	3	DISTELBERGER Dominik	AUT	16 MAR 1990	5	0.149	14.18	951
2	293	CALVI Michele	ITA	7 JUN 1990	4	0.165	14.21	948 PB
3	46	HELCELET Adam	CZE	27 OCT 1991	3	0.146	14.46	916 PB
4	441	LUKYANENKO Artem	RUS	30 JAN 1990	7	0.197	14.60	899
5	171	GUEST David	GBR	8 NOV 1991	6	0.186	14.91	860
6	219	KAZMIREK Kai	GER	28 JAN 1991	2	0.155	15.03	846

Results

**110m Hurdles Men
Round 1**
24 JUL 2009 / 9:55

Rank	Bib	Name	Nat	Date of Birth	Lane	Result
1	447	SHUBENKOV Sergey	RUS	4 OCT 1990	6	13.43 Q
2	161	CLARKE Lawrence	GBR	12 MAR 1990	4	13.60 Q
3	401	SZADE Michal	POL	17 MAY 1990	4	13.64 Q PB
4	24	LINNIK Aliaksandr	BLR	28 JAN 1991	1	13.69 Q NJR
5	63	MARTINSEN Andreas	DEN	17 JUL 1990	1	13.71 Q
6	198	BIENASCH Richard	GER	3 JUN 1990	6	13.72 Q PB
7	178	MEREDITH Jack	GBR	14 AUG 1992	4	13.73 Q PB
8	126	DELMESTRE Thomas	FRA	31 MAR 1991	7	13.74 Q
9	14	PEETERS Dries	BEL	11 MAR 1991	3	13.79 Q NJR
10	140	MARTINOT LAGARDE Pascal	FRA	22 SEP 1991	8	13.84 Q PB
11	413	BERNARDO David	POR	26 JAN 1990	2	13.89 Q PB
12	183	REYNOLDS Ben	GBR	26 SEP 1990	8	13.90 q PB
13	228	MARQUART Julian	GER	2 APR 1991	2	13.91 q PB
14	369	VUKICEVIC Vladimir	NOR	16 MAY 1991	3	14.09 Q NJR
15	143	NICOLAS Jordan	FRA	13 DEC 1990	8	14.10 q
16	387	MALAK Pawel	POL	27 JAN 1990	2	14.19 q
17	84	ORTIZ Julián	ESP	25 DEC 1990	5	14.22
18	518	ERUYGUN Batuhan	TUR	23 APR 1991	2	14.26
19	361	IDÁS Andreas Erlend	NOR	14 FEB 1990	7	14.30
20	196	BAYER Maximilian	GER	5 DEC 1990	5	14.37
20	309	MANTOVANI Giovanni	ITA	8 JAN 1990	7	14.37
22	326	JANSONS Janis	LAT	25 MAY 1990	1	14.41 PB
23	12	HANJOUL Denis	BEL	17 JAN 1991	5	14.43
23	317	SERGI Luca Michele	ITA	31 OCT 1991	6	14.43
25	444	ROMANOV Viktor	RUS	26 NOV 1990	3	14.45
26	92	JAGOR Jaak-Heinrich	EST	11 MAY 1990	8	14.50
27	29	ARNAUDOV Martin	BUL	5 APR 1990	4	14.54 PB
28	264	PÁL Robin	HUN	13 MAR 1991	6	14.96
	49	MAZÁC Martin	CZE	6 MAY 1990	3	DNF
	510	TAY Marvin	SWE	31 DEC 1990	7	DNF
	410	ZALWERT Maciej	POL	14 FEB 1991	5	DNF

**110m Hurdles Men
Round 1 Heat 1 (4)**
24 JUL 2009 / 9:55

Wind: +1.4 m/s

Rank	Bib	Name	Nat	Date of Birth	Lane	Reaction time	Result
1	447	SHUBENKOV Sergey	RUS	4 OCT 1990	6	0.188	13.43 Q
2	401	SZADE Michal	POL	17 MAY 1990	4	0.157	13.64 Q PB
3	14	PEETERS Dries	BEL	11 MAR 1991	3	0.146	13.79 Q NJR
4	228	MARQUART Julian	GER	2 APR 1991	2	0.179	13.91 q PB
5	143	NICOLAS Jordan	FRA	13 DEC 1990	8	0.174	14.10 q
6	84	ORTIZ Julián	ESP	25 DEC 1990	5	0.146	14.22
	510	TAY Marvin	SWE	31 DEC 1990	7	0.201	DNF

Results

110m Hurdles Men
Round 1 Heat 2 (4)
24 JUL 2009 / 10:01

Wind: -0.4 m/s

Rank	Bib	Name	Nat	Date of Birth	Lane	Reaction time	Result	
1	24	LINNIK Aliaksandr	BLR	28 JAN 1991	1	0.166	13.69 Q	NJR
2	198	BIENASCH Richard	GER	3 JUN 1990	6	0.174	13.72 Q	PB
3	413	BERNARDO David	POR	26 JAN 1990	2	0.187	13.89 Q	PB
4	183	REYNOLDS Ben	GBR	26 SEP 1990	8	0.159	13.90 q	PB
5	361	IDÁS Andreas Erlend	NOR	14 FEB 1990	7	0.166	14.30	
6	29	ARNAUDOV Martin	BUL	5 APR 1990	4	0.184	14.54	PB
	49	MAZÁČ Martin	CZE	6 MAY 1990	3	0.148	DNF	
	410	ZALWERT Maciej	POL	14 FEB 1991	5	0.170	DNF	

110m Hurdles Men
Round 1 Heat 3 (4)
24 JUL 2009 / 10:07

Wind: -1.3 m/s

Rank	Bib	Name	Nat	Date of Birth	Lane	Reaction time	Result	
1	161	CLARKE Lawrence	GBR	12 MAR 1990	4	0.151	13.60 Q	
2	140	MARTINOT LAGARDE Pascal	FRA	22 SEP 1991	8	0.184	13.84 Q	PB
3	369	VUKICEVIC Vladimir	NOR	16 MAY 1991	3	0.151	14.09 Q	NJR
4	518	ERUYGUN Batuhan	TUR	23 APR 1991	2	0.129	14.26	
5	309	MANTOVANI Giovanni	ITA	8 JAN 1990	7	0.157	14.37	
6	326	JANSONS Janis	LAT	25 MAY 1990	1	0.171	14.41	PB
7	12	HANJOUL Denis	BEL	17 JAN 1991	5	0.133	14.43	
8	264	PÁL Robin	HUN	13 MAY 1991	6	0.174	14.96	

110m Hurdles Men
Round 1 Heat 4 (4)
24 JUL 2009 / 10:13

Wind: +1.1 m/s

Rank	Bib	Name	Nat	Date of Birth	Lane	Reaction time	Result	
1	63	MARTINSEN Andreas	DEN	17 JUL 1990	1	0.188	13.71 Q	
2	178	MEREDITH Jack	GBR	14 AUG 1992	4	0.124	13.73 Q	PB
3	126	DELMESTRE Thomas	FRA	31 MAR 1991	7	0.158	13.74 Q	
4	387	MALAK Pawel	POL	27 JAN 1990	2	0.186	14.19 q	
5	196	BAYER Maximilian	GER	5 DEC 1990	5	0.171	14.37	
6	317	SERGI Luca Michele	ITA	31 OCT 1991	6	0.170	14.43	
7	444	ROMANOV Viktor	RUS	26 NOV 1990	3	0.216	14.45	
8	92	JAGOR Jaak-Heinrich	EST	11 MAY 1990	8	0.144	14.50	

Qualified: First 3 in each heat (Q) and 4 best performers (q) advance to the Semifinals

Results

**110m Hurdles Men
Semifinal**

24 JUL 2009 / 16:30

Rank	Bib	Name	Nat	Date of Birth	Lane	Result	
1	447	SHUBENKOV Sergey	RUS	4 OCT 1990	4	13.35	Q CR
2	126	DELMESTRE Thomas	FRA	31 MAR 1991	7	13.39	Q PB
3	140	MARTINOT LAGARDE Pascal	FRA	22 SEP 1991	3	13.40	Q PB
4	401	SZADE Michal	POL	17 MAY 1990	6	13.44	q PB
5	63	MARTINSEN Andreas	DEN	17 JUL 1990	5	13.49	q NJR
6	161	CLARKE Lawrence	GBR	12 MAR 1990	5	13.56	Q PB
7	183	REYNOLDS Ben	GBR	26 SEP 1990	1	13.71	PB
8	24	LINNIK Aliaksandr	BLR	28 JAN 1991	6	13.75	Q
9	178	MEREDITH Jack	GBR	14 AUG 1992	3	13.76	Q
10	369	VUKICEVIC Vladimir	NOR	16 MAY 1991	8	13.80	NJR
11	198	BIENASCH Richard	GER	3 JUN 1990	4	13.81	
12	143	NICOLAS Jordan	FRA	13 DEC 1990	2	13.82	=SB
13	228	MARQUART Julian	GER	2 APR 1991	2	13.96	
14	14	PEETERS Dries	BEL	11 MAR 1991	7	14.08	
15	387	MALAK Pawel	POL	27 JAN 1990	1	14.10	
16	413	BERNARDO David	POR	26 JAN 1990	8	14.17	

**110m Hurdles Men
Semifinal 1 (2)**

24 JUL 2009 / 16:30

Wind: -1.5 m/s

Rank	Bib	Name	Nat	Date of Birth	Lane	Reaction time	Result
1	161	CLARKE Lawrence	GBR	12 MAR 1990	5	0.162	13.56 Q PB
2	24	LINNIK Aliaksandr	BLR	28 JAN 1991	6	0.180	13.75 Q
3	178	MEREDITH Jack	GBR	14 AUG 1992	3	0.127	13.76 Q
4	198	BIENASCH Richard	GER	3 JUN 1990	4	0.184	13.81
5	143	NICOLAS Jordan	FRA	13 DEC 1990	2	0.156	13.82 =SB
6	14	PEETERS Dries	BEL	11 MAR 1991	7	0.130	14.08
7	387	MALAK Pawel	POL	27 JAN 1990	1	0.172	14.10
8	413	BERNARDO David	POR	26 JAN 1990	8	0.182	14.17

**110m Hurdles Men
Semifinal 2 (2)**

24 JUL 2009 / 16:36

Wind: +1.7 m/s

Rank	Bib	Name	Nat	Date of Birth	Lane	Reaction time	Result
1	447	SHUBENKOV Sergey	RUS	4 OCT 1990	4	0.183	13.35 Q CR
2	126	DELMESTRE Thomas	FRA	31 MAR 1991	7	0.150	13.39 Q PB
3	140	MARTINOT LAGARDE Pascal	FRA	22 SEP 1991	3	0.187	13.40 Q PB
4	401	SZADE Michal	POL	17 MAY 1990	6	0.168	13.44 q PB
5	63	MARTINSEN Andreas	DEN	17 JUL 1990	5	0.164	13.49 q NJR
6	183	REYNOLDS Ben	GBR	26 SEP 1990	1	0.141	13.71 PB
7	369	VUKICEVIC Vladimir	NOR	16 MAY 1991	8	0.152	13.80 NJR
8	228	MARQUART Julian	GER	2 APR 1991	2	0.176	13.96

Qualified: First 3 in each heat (Q) and 2 best performers (q) advance to the Final

Results

**400m Hurdles Men
Round 1**

24 JUL 2009 / 11:30

Rank	Bib	Name	Nat	Date of Birth	Lane	Result
1	207	GIEHL Tobias	GER	25 JUL 1991	3	52.09 Q
2	165	FLANNERY Niall	GBR	26 APR 1991	6	52.27 Q
3	430	ANDRIYANOV Nikita	RUS	7 FEB 1990	2	52.38 Q
3	203	DOMBROWSKI Marc John	GER	15 MAY 1990	6	52.38 Q
5	346	EIND Revelinho	NED	7 APR 1990	2	52.56 Q PB
6	370	BRYLINSKI Robert	POL	2 APR 1991	3	52.58 Q
7	70	CARRIÓN Xavier	ESP	4 JUN 1991	4	52.64 Q
8	168	GREEN Jack	GBR	6 OCT 1991	6	52.67 Q
9	69	CARNICERO Samuel	ESP	8 APR 1990	5	52.70 Q
10	260	KOROKNAI Tibor	HUN	24 JAN 1990	8	52.74 Q
11	463	BEKRIC Emir	SRB	14 MAR 1991	5	52.85 Q PB
12	333	GUOGIS Silvestras	LTU	2 MAR 1990	2	52.93 Q
13	480	PUEMI Jonathan	SUI	7 APR 1991	7	53.01 q PB
14	540	SYNIANSKYI Anatolii	UKR	4 FEB 1991	4	53.20 q
15	420	NEVES Emanuel	POR	13 MAR 1990	3	53.25 q
16	5	MAYRHOFER Florian	AUT	12 OCT 1990	7	53.33 q
17	363	KJERPESET Øyvind	NOR	12 DEC 1991	5	53.39 PB
18	372	CELEP Pawel	POL	18 NOV 1990	3	53.48
19	339	DARANUTA Andrei	MDA	10 APR 1990	2	53.61
20	285	ELIGULASHVILI Iliia	ISR	5 AUG 1990	4	53.69 PB
21	302	DE MEZZA Cesare	ITA	12 SEP 1990	6	53.87
22	422	SANTOS Diogo	POR	3 MAY 1991	5	53.91
23	146	REGUIEG Hakim	FRA	8 MAR 1991	8	53.95
24	129	DOUMOIRO Clement	FRA	8 APR 1991	7	54.31
25	295	CARGNELLI Manuel	ITA	29 APR 1990	8	54.56
26	535	NECHYPORENKO Denys	UKR	7 JAN 1990	4	55.22
27	518	ERUYGUN Batuhan	TUR	23 APR 1991	7	59.24

**400m Hurdles Men
Round 1 Heat 1 (4)**

24 JUL 2009 / 11:30


Rank	Bib	Name	Nat	Date of Birth	Lane	Reaction time	Result
1	203	DOMBROWSKI Marc John	GER	15 MAY 1990	6	0.187	52.38 Q
2	370	BRYLINSKI Robert	POL	2 APR 1991	3	0.163	52.58 Q
3	463	BEKRIC Emir	SRB	14 MAR 1991	5	0.211	52.85 Q PB
4	480	PUEMI Jonathan	SUI	7 APR 1991	7	0.316	53.01 q PB
5	339	DARANUTA Andrei	MDA	10 APR 1990	2	0.174	53.61
6	285	ELIGULASHVILI Iliia	ISR	5 AUG 1990	4	0.217	53.69 PB
7	146	REGUIEG Hakim	FRA	8 MAR 1991	8	0.335	53.95

**400m Hurdles Men
Round 1 Heat 2 (4)**

24 JUL 2009 / 11:37

Rank	Bib	Name	Nat	Date of Birth	Lane	Reaction time	Result
1	430	ANDRIYANOV Nikita	RUS	7 FEB 1990	2	0.194	52.38 Q
2	168	GREEN Jack	GBR	6 OCT 1991	6	0.218	52.67 Q
3	69	CARNICERO Samuel	ESP	8 APR 1990	5	0.324	52.70 Q
4	420	NEVES Emanuel	POR	13 MAR 1990	3	0.156	53.25 q
5	5	MAYRHOFER Florian	AUT	12 OCT 1990	7	0.280	53.33 q
6	295	CARGNELLI Manuel	ITA	29 APR 1990	8	0.167	54.56
7	535	NECHYPORENKO Denys	UKR	7 JAN 1990	4	0.231	55.22

INTERNET Service: www.european-athletics.org

Timing, Measurement and Data Service by  OMEGA

printed at SUN 26 JUL 2009 19:34

Page 13 of 30

Results

**400m Hurdles Men
Round 1 Heat 3 (4)**

24 JUL 2009 / 11:44

Rank	Bib	Name	Nat	Date of Birth	Lane	Reaction time	Result
1	207	GIEHL Tobias	GER	25 JUL 1991	3	0.175	52.09 Q
2	346	EIND Revelinho	NED	7 APR 1990	2	0.173	52.56 Q PB
3	260	KOROKNAI Tibor	HUN	24 JAN 1990	8	0.135	52.74 Q
4	540	SYNIANSKYI Anatolii	UKR	4 FEB 1991	4	0.189	53.20 q
5	302	DE MEZZA Cesare	ITA	12 SEP 1990	6	0.278	53.87
6	422	SANTOS Diogo	POR	3 MAY 1991	5	0.155	53.91
7	129	DOUMOIRO Clement	FRA	8 APR 1991	7	0.292	54.31

**400m Hurdles Men
Round 1 Heat 4 (4)**

24 JUL 2009 / 11:51

Rank	Bib	Name	Nat	Date of Birth	Lane	Reaction time	Result
1	165	FLANNERY Niall	GBR	26 APR 1991	6	0.240	52.27 Q
2	70	CARRIÓN Xavier	ESP	4 JUN 1991	4	0.189	52.64 Q
3	333	GUOGIS Silvestras	LTU	2 MAR 1990	2	0.173	52.93 Q
4	363	KJERPESET Øyvind	NOR	12 DEC 1991	5	0.232	53.39 PB
5	372	CELEP Pawel	POL	18 NOV 1990	3	0.182	53.48
6	518	ERUYGUN Batuhan	TUR	23 APR 1991	7	0.155	59.24

Qualified: First 3 in each heat (Q) and 4 best performers (q) advance to the Semifinals

**Pole Vault Men
Qualification**

24 JUL 2009 / 10:10

Rank	Bib	Name	Nat	Date of Birth	Order	Result
1	222	KOEHL Pascal	GER	1 SEP 1991	8	4.95 q
1	399	SOBERA Robert	POL	19 JAN 1991	6	4.95 q
1	240	WEILER Nico	GER	5 APR 1990	4	4.95 q
4	117	VÄYRYNEN Henri	FIN	16 OCT 1991	3	4.95 q
4	453	ZHEL'YABIN Dmitriy	RUS	20 MAY 1990	9	4.95 q
6	481	RICHARDS Marquis	SUI	29 JUL 1991	1	4.95 q
7	456	MARINIC Zan	SLO	16 MAY 1990	7	4.95 q
8	188	SUTCLIFFE Andrew	GBR	10 JUL 1991	9	4.95 q
9	386	LISIAK Adam	POL	8 MAY 1990	2	4.95 q
10	223	KONRAD Tom	GER	30 MAR 1991	3	4.95 q
11	139	MARTIN Adrien	FRA	11 MAR 1990	1	4.95 q
12	312	PALAZZO Marcello	ITA	22 FEB 1990	2	4.85 q
13	130	FEGER Alexandre	FRA	22 JAN 1990	5	4.85
14	4	KILBERTUS Paul	AUT	5 JUN 1990	5	4.85
15	416	FERREIRA Diogo	POR	30 JUL 1990	4	4.70
15	330	PUJATS Pauls	LAT	6 AUG 1991	6	4.70
15	318	STECCHI Claudio Michel	ITA	23 NOV 1991	7	4.70
	138	MARCHAND Alexandre	FRA	23 FEB 1990	8	NM

Results

Qualification (cont.)

Qualification	4.70	4.85	4.95
1 222 KOEHL Pascal	-	o	o
1 399 SOBERA Robert	-	o	o
1 240 WEILER Nico	-	-	o
4 117 VÄYRYNEN Henri	o	xo	o
4 453 ZHELYABIN Dmitriy	-	xo	o
6 481 RICHARDS Marquis	-	xxo	o
7 456 MARINIC Zan	xxo	xo	o
8 188 SUTCLIFFE Andrew	o	xo	xo
9 386 LISIAK Adam	xxo	o	xo
10 223 KONRAD Tom	-	o	xxo
11 139 MARTIN Adrien	xo	o	xxo
12 312 PALAZZO Marcello	o	o	xxx
13 130 FEGER Alexandre	xo	xo	xxx
14 4 KILBERTUS Paul	o	xxo	xxx
15 416 FERREIRA Diogo	o	xxx	
15 330 PUJATS Pauls	o	xxx	
15 318 STECCHI C	o	xxx	
138 MARCHAND Alexandre	xxx		

Pole Vault Men

Qualification Group A

24 JUL 2009 / 10:10

Rank	Bib	Name	Nat	Date of Birth	Order	Result
1	222	KOEHL Pascal	GER	1 SEP 1991	8	4.95 q
1	399	SOBERA Robert	POL	19 JAN 1991	6	4.95 q
3	481	RICHARDS Marquis	SUI	29 JUL 1991	1	4.95 q
4	456	MARINIC Zan	SLO	16 MAY 1990	7	4.95 q
5	188	SUTCLIFFE Andrew	GBR	10 JUL 1991	9	4.95 q
6	223	KONRAD Tom	GER	30 MAR 1991	3	4.95 q
7	312	PALAZZO Marcello	ITA	22 FEB 1990	2	4.85 q
8	130	FEGER Alexandre	FRA	22 JAN 1990	5	4.85
9	416	FERREIRA Diogo	POR	30 JUL 1990	4	4.70

Rank	4.70	4.85	4.95
1 222 KOEHL Pascal	-	o	o
1 399 SOBERA Robert	-	o	o
3 481 RICHARDS Marquis	-	xxo	o
4 456 MARINIC Zan	xxo	xo	o
5 188 SUTCLIFFE Andrew	o	xo	xo
6 223 KONRAD Tom	-	o	xxo
7 312 PALAZZO Marcello	o	o	xxx
8 130 FEGER Alexandre	xo	xo	xxx
9 416 FERREIRA Diogo	o	xxx	

Pole Vault Men

Qualification Group B

24 JUL 2009 / 10:10

Rank	Bib	Name	Nat	Date of Birth	Order	Result
1	240	WEILER Nico	GER	5 APR 1990	4	4.95 q
2	117	VÄYRYNEN Henri	FIN	16 OCT 1991	3	4.95 q
2	453	ZHELYABIN Dmitriy	RUS	20 MAY 1990	9	4.95 q
4	386	LISIAK Adam	POL	8 MAY 1990	2	4.95 q
5	139	MARTIN Adrien	FRA	11 MAR 1990	1	4.95 q
6	4	KILBERTUS Paul	AUT	5 JUN 1990	5	4.85
7	330	PUJATS Pauls	LAT	6 AUG 1991	6	4.70
7	318	STECCHI Claudio Michel	ITA	23 NOV 1991	7	4.70
	138	MARCHAND Alexandre	FRA	23 FEB 1990	8	NM

Results

Qualification Group B (cont.)

Qualification Group B		4.70	4.85	4.95
1	240 WEILER Nico	-	-	o
2	117 VÄYRYNEN Henri	o	xo	o
2	453 ZHELYABIN Dmitriy	-	xo	o
4	386 LISIAK Adam	xxo	o	xo
5	139 MARTIN Adrien	xo	o	xxo
6	4 KILBERTUS Paul	o	xxo	xxx
7	330 PUJATS Pauls	o	xxx	
7	318 STECCHI C	o	xxx	
	138 MARCHAND Alexandre	xxx		

Qualified: qualifying perf. 5.10 (Q) or 12 best performers (q) to the advance to the Final

Decathlon

Pole Vault Men - Decathlon

24 JUL 2009 / 13:45

Rank	Bib	Name	Nat	Date of Birth	Order	Result	Points	
1	503	OLSON Petter	SWE	14 FEB 1991	11	4.90	880	=SB
2	50	PAŠIAK Adam	CZE	18 JUL 1990	3	4.70	819	
3	116	TASKINEN Eetu	FIN	8 AUG 1991	10	4.70	819	PB
4	171	GUEST David	GBR	8 NOV 1991	4	4.50	760	PB
5	208	GILDE Maximilian	GER	5 JAN 1990	12	4.40	731	PB
5	17	VAN DER PLAETSEN Thomas	BEL	24 DEC 1990	6	4.40	731	
7	219	KAZMIREK Kai	GER	28 JAN 1991	4	4.40	731	PB
8	3	DISTELBERGER Dominik	AUT	16 MAR 1990	8	4.40	731	PB
9	131	FENRICH Benjamin	FRA	11 JUN 1990	2	4.30	702	
10	167	GARDINER Daniel	GBR	25 JUN 1990	1	4.30	702	
11	45	HEDVIČÁK Jaroslav	CZE	13 DEC 1990	5	4.20	673	
12	476	ANTILLE Flavien	SUI	1 FEB 1990	8	4.20	673	
12	46	HELCELET Adam	CZE	27 OCT 1991	7	4.20	673	PB
14	500	NILSSON Marcus	SWE	3 MAY 1991	9	4.10	645	
15	159	BRYANT Ashley	GBR	17 MAY 1991	2	4.10	645	PB
16	507	ROSENQUIST Fabian	SWE	1 APR 1991	10	4.00	617	PB
16	449	SVIRIDOV Sergey	RUS	20 OCT 1990	12	4.00	617	
18	298	COMBI Stefano	ITA	9 MAR 1990	3	4.00	617	PB
19	293	CALVI Michele	ITA	7 JUN 1990	11	4.00	617	
20	441	LUKYANENKO Artem	RUS	30 JAN 1990	6	3.90	590	PB
21	93	JÕEVÄLI Kaarel	EST	8 JAN 1990	1	3.80	562	
22	450	TEPTIN Yevgeniy	RUS	16 MAR 1990	9	3.60	509	
	282	LÁRUSSON Einar Daði	ISL	10 MAY 1990	7	NM	0	
	115	SOLA Juha	FIN	26 JAN 1990	5	NM	0	

Results

Pole Vault Men - Decathlon (cont.)

Pole Vault Men - Decathlon		3.40	3.50	3.60	3.70	3.80	3.90	4.00	4.10	4.20	4.30	4.40	4.50	4.60	4.70	4.80	4.90	5.00
1	503 OLSON Petter	-	-	-	-	-	-	-	-	-	o	o	o	xxo	o	o	o	xxx
2	50 PAŠIAK Adam	-	-	-	-	-	-	-	-	-	-	-	xo	-	o	xxx		
3	116 TASKINEN Eetu	-	-	-	-	-	-	o	-	o	o	xo	xo	xo	xo	xxx		
4	171 GUEST David	-	-	-	-	-	-	o	-	o	-	o	o	xxx				
5	208 GILDE Maximilian	-	-	-	-	-	o	o	o	o	o	o	xxx					
5	17 VAN DER PLAETSEN T	-	-	-	-	-	-	-	-	o	-	o	xxx					
7	219 KAZMIREK Kai	-	o	-	o	o	o	xo	o	xo	o	o	xxx					
8	3 DISTELBERGER D	-	-	-	-	xxo	o	xo	o	xo	o	xo	o	xxx				
9	131 FENRICH Benjamin	-	-	o	-	o	-	o	o	o	o	xxx						
10	167 GARDINER Daniel	-	-	-	-	o	-	o	o	o	xo	xxx						
11	45 HEDVICAK Jaroslav	-	-	-	-	o	-	o	-	xo	xxx							
12	476 ANTILLE Flavien	-	-	-	-	-	xo	o	o	xo	xxx							
12	46 HELCELET Adam	xo	-	o	-	o	-	o	o	xo	xxx							
14	500 NILSSON Marcus	-	o	-	xo	-	xo	-	xo	xxx								
15	159 BRYANT Ashley	-	-	xo	-	o	o	o	xxo	xxx								
16	507 ROSENQUIST Fabian	-	o	-	xo	o	o	xo	xxx									
16	449 SVIRIDOV Sergey	-	-	o	o	o	xo	xo	-									
18	298 COMBI Stefano	-	-	xo	-	xo	o	xo	xxx									
19	293 CALVI Michele	-	-	-	-	o	-	xxo	-	xxx								
20	441 LUKYANENKO Artem	-	-	o	o	xo	xo	xxx										
21	93 JÖEVÄLI Kaarel	-	-	-	-	xxo	xxx											
22	450 TEPTIN Yevgeniy	-	-	o	-	xxx												
	282 LÄRUSSON E	-	-	-	-	xxx												
	115 SOLA Juha	-	-	-	-	xxx												

Decathlon
Pole Vault Men - Decathlon Group A
24 JUL 2009 / 13:45

Rank	Bib	Name	Nat	Date of Birth	Order	Result	Points
1	219	KAZMIREK Kai	GER	28 JAN 1991	4	4.40	731 PB
2	3	DISTELBERGER Dominik	AUT	16 MAR 1990	8	4.40	731 PB
3	46	HELCELET Adam	CZE	27 OCT 1991	7	4.20	673 PB
4	159	BRYANT Ashley	GBR	17 MAY 1991	2	4.10	645 PB
5	507	ROSENQUIST Fabian	SWE	1 APR 1991	10	4.00	617 PB
5	449	SVIRIDOV Sergey	RUS	20 OCT 1990	12	4.00	617
7	298	COMBI Stefano	ITA	9 MAR 1990	3	4.00	617 PB
8	293	CALVI Michele	ITA	7 JUN 1990	11	4.00	617
9	441	LUKYANENKO Artem	RUS	30 JAN 1990	6	3.90	590 PB
10	93	JÖEVÄLI Kaarel	EST	8 JAN 1990	1	3.80	562
11	450	TEPTIN Yevgeniy	RUS	16 MAR 1990	9	3.60	509
	115	SOLA Juha	FIN	26 JAN 1990	5	NM	0

		3.40	3.50	3.60	3.70	3.80	3.90	4.00	4.10	4.20	4.30	4.40	4.50
1	219 KAZMIREK Kai	-	o	-	o	o	o	xo	o	xo	o	o	xxx
2	3 DISTELBERGER D	-	-	-	-	xxo	o	xo	o	xo	xo	o	xxx
3	46 HELCELET Adam	xo	-	o	-	o	-	o	o	xo	xxx		
4	159 BRYANT Ashley	-	-	xo	-	o	o	o	xxo	xxx			
5	507 ROSENQUIST Fabian	-	o	-	xo	o	o	xo	xxx				
5	449 SVIRIDOV Sergey	-	-	o	o	o	xo	xo	-				
7	298 COMBI Stefano	-	-	xo	-	xo	o	xo	xxx				
8	293 CALVI Michele	-	-	-	-	o	-	xxo	-	xxx			
9	441 LUKYANENKO Artem	-	-	o	o	xo	xo	xxx					
10	93 JÖEVÄLI Kaarel	-	-	-	-	xxo	xxx						
11	450 TEPTIN Yevgeniy	-	-	o	-	xxx							
	115 SOLA Juha	-	-	-	-	xxx							

Results

Decathlon
Pole Vault Men - Decathlon Group B
24 JUL 2009 / 13:45


Rank	Bib	Name	Nat	Date of Birth	Order	Result	Points
1	503	OLSON Petter	SWE	14 FEB 1991	11	4.90	880 =SB
2	50	PAŠIAK Adam	CZE	18 JUL 1990	3	4.70	819
3	116	TASKINEN Eetu	FIN	8 AUG 1991	10	4.70	819 PB
4	171	GUEST David	GBR	8 NOV 1991	4	4.50	760 PB
5	208	GILDE Maximilian	GER	5 JAN 1990	12	4.40	731 PB
5	17	VAN DER PLAETSEN Thomas	BEL	24 DEC 1990	6	4.40	731
7	131	FENRICH Benjamin	FRA	11 JUN 1990	2	4.30	702
8	167	GARDINER Daniel	GBR	25 JUN 1990	1	4.30	702
9	45	HEDVICÁK Jaroslav	CZE	13 DEC 1990	5	4.20	673
10	476	ANTILLE Flavien	SUI	1 FEB 1990	8	4.20	673
11	500	NILSSON Marcus	SWE	3 MAY 1991	9	4.10	645
	282	LÁRUSSON Einar Daði	ISL	10 MAY 1990	7	NM	0

			3.40	3.50	3.60	3.70	3.80	3.90	4.00	4.10	4.20	4.30	4.40	4.50	4.60	4.70	4.80	4.90	5.00
1	503	OLSON Petter	-	-	-	-	-	-	-	-	-	o	o	o	xxo	o	o	o	xxx
2	50	PAŠIAK Adam	-	-	-	-	-	-	-	-	-	-	-	-	xo	-	o	xxx	
3	116	TASKINEN Eetu	-	-	-	-	-	o	-	o	o	xo	xo	xo	xo	xxx			
4	171	GUEST David	-	-	-	-	-	o	-	o	-	o	o	xxx					
5	208	GILDE Maximilian	-	-	-	-	-	o	o	o	o	o	xxx						
5	17	VAN DER PLAETSEN T	-	-	-	-	-	-	-	o	-	o	xxx						
7	131	FENRICH Benjamin	-	-	o	-	o	-	o	o	o	xxx							
8	167	GARDINER Daniel	-	-	-	-	o	-	o	o	xo	xxx							
9	45	HEDVICÁK Jaroslav	-	-	-	-	o	-	o	-	xo	xxx							
10	476	ANTILLE Flavien	-	-	-	-	-	xo	o	o	xo	xxx							
11	500	NILSSON Marcus	-	o	-	xo	-	xo	-	xo	xxx								
	282	LÁRUSSON E	-	-	-	-	xxx												

Triple Jump Men
Final
24 JUL 2009 / 16:05

Rank	Bib	Name	Nat	Date of Birth	Order	Result
1	434	FYODOROV Aleksey	RUS	25 MAY 1991	11	16.67
2	519	KARACA Askin	TUR	20 OCT 1990	5	16.10 NJR
3	329	KOVALOVŠ Paveļs	LAT	17 OCT 1990	3	16.03 PB
4	445	SAMITOV Ruslan	RUS	11 FEB 1991	9	15.89
5	423	BACIU Alexandru George	ROU	25 FEB 1991	6	15.88 PB
6	78	GIMENO Jorge	ESP	16 FEB 1990	4	15.88
7	245	ZIEGLER Manuel	GER	28 JUL 1990	10	15.54
8	43	PANAYIOTIS Volou	CYP	1 SEP 1991	12	15.44
9	297	CHIARI Andrea	ITA	12 FEB 1991	8	15.42
10	292	BRITO Jeudi	ITA	23 AUG 1990	2	15.36
11	406	UWIJALA Krzysztof	POL	27 NOV 1990	1	15.08
	149	SAKU BAFUANGA Gaetan	FRA	22 JUL 1991	7	NM

			1	2	3	4	5	6
1	434	FYODOROV Aleksey	16.67 (+2.7)	x (+0.9)	x (+0.3)	x (+1.0)	x (+0.4)	16.55 (+1.5)
2	519	KARACA Askin	x (+1.7)	x (-0.8)	15.65 (+1.3)	x (+1.8)	15.79 (+0.4)	16.10 (+0.9)
3	329	KOVALOVŠ Paveļs	15.71 (+0.9)	15.70 (-0.9)	16.03 (+1.2)	15.89 (+0.6)	15.88 (+1.6)	15.84 (+3.6)
4	445	SAMITOV Ruslan	14.99 (+0.5)	15.40 (+0.5)	15.89 (+0.3)	13.87 (+1.8)	15.20 (+0.5)	15.83 (-0.1)
5	423	BACIU A	15.87 (+0.8)	15.71 (+0.5)	x (+2.1)	x (+0.8)	15.88 (-0.1)	x (+0.6)
6	78	GIMENO Jorge	15.88 (+2.0)	x (+1.4)	-	x (+0.6)	x (+1.7)	x (+0.1)
7	245	ZIEGLER Manuel	15.44 (+0.9)	15.54 (0.0)	15.34 (+0.1)	-	15.38 (+0.1)	x (-0.1)
8	43	PANAYIOTIS Volou	15.20 (+1.2)	15.44 (+0.4)	15.32 (+0.2)	15.12 (+2.2)	14.98 (+0.3)	x (+0.4)
9	297	CHIARI Andrea	14.74 (+0.8)	14.98 (+0.7)	15.42 (+1.0)			
10	292	BRITO Jeudi	x (+1.1)	x (-0.2)	15.36 (+0.9)			
11	406	UWIJALA Krzysztof	15.03 (+0.5)	x (+0.5)	15.08 (0.0)			
	149	SAKU BAFUANGA G	x (+1.2)	x (+0.2)	-			

INTERNET Service: www.european-athletics.org
Timing, Measurement and Data Service by 

printed at SUN 26 JUL 2009 19:34


Page 18 of 30

Results

Decathlon
Discus Men 1.75 kg - Decathlon
24 JUL 2009 / 10:30

Rank	Bib	Name	Nat	Date of Birth	Order	Result	Points
1	449	SVIRIDOV Sergey	RUS	20 OCT 1990	6	46.65	801
2	116	TASKINEN Eetu	FIN	8 AUG 1991	7	44.57	758 PB
3	500	NILSSON Marcus	SWE	3 MAY 1991	8	43.24	731 PB
4	293	CALVI Michele	ITA	7 JUN 1990	13	42.39	713 PB
5	167	GARDINER Daniel	GBR	25 JUN 1990	10	41.77	701
6	219	KAZMIREK Kai	GER	28 JAN 1991	12	41.60	697 PB
7	208	GILDE Maximilian	GER	5 JAN 1990	1	41.00	685 PB
8	450	TEPTIN Yevgeniy	RUS	16 MAR 1990	11	40.42	673
9	503	OLSON Petter	SWE	14 FEB 1991	2	39.77	660 PB
10	159	BRYANT Ashley	GBR	17 MAY 1991	10	39.72	659 PB
11	3	DISTELBERGER Dominik	AUT	16 MAR 1990	3	39.56	656 PB
12	50	PAŠIAK Adam	CZE	18 JUL 1990	5	39.00	644 SB
13	46	HELCELET Adam	CZE	27 OCT 1991	3	38.80	640
14	115	SOLA Juha	FIN	26 JAN 1990	4	38.79	640
15	93	JÖEVÄLI Kaarel	EST	8 JAN 1990	11	37.86	621
16	282	LÁRUSSON Einar Daði	ISL	10 MAY 1990	4	37.82	620
17	507	ROSENQUIST Fabian	SWE	1 APR 1991	9	37.17	607
18	171	GUEST David	GBR	8 NOV 1991	2	36.72	598
19	476	ANTILLE Flavien	SUI	1 FEB 1990	6	36.68	597 PB
20	17	VAN DER PLAETSEN Thomas	BEL	24 DEC 1990	7	36.44	593
21	441	LUKYANENKO Artem	RUS	30 JAN 1990	5	34.74	558
22	45	HEDVICÁK Jaroslav	CZE	13 DEC 1990	8	33.56	535
23	131	FENRICH Benjamin	FRA	11 JUN 1990	12	32.53	514
24	298	COMBI Stefano	ITA	9 MAR 1990	1	32.28	509
	136	LELIEVRE Jeremy	FRA	8 FEB 1991	9	DNS	

		1	2	3
1	449	SVIRIDOV Sergey	46.65	x
2	116	TASKINEN Eetu	x	x
3	500	NILSSON Marcus	41.72	43.24
4	293	CALVI Michele	41.25	42.39
5	167	GARDINER Daniel	30.37	x
6	219	KAZMIREK Kai	38.37	37.34
7	208	GILDE Maximilian	40.51	41.00
8	450	TEPTIN Yevgeniy	37.68	x
9	503	OLSON Petter	38.13	39.77
10	159	BRYANT Ashley	37.11	39.72
11	3	DISTELBERGER D	39.56	37.80
12	50	PAŠIAK Adam	x	32.14
13	46	HELCELET Adam	x	35.73
14	115	SOLA Juha	34.59	38.79
15	93	JÖEVÄLI Kaarel	x	x
16	282	LÁRUSSON E	x	37.82
17	507	ROSENQUIST Fabian	35.09	x
18	171	GUEST David	x	x
19	476	ANTILLE Flavien	36.68	34.61
20	17	VAN DER PLAETSEN T	30.65	x
21	441	LUKYANENKO Artem	27.11	34.74
22	45	HEDVICÁK Jaroslav	27.05	33.56
23	131	FENRICH Benjamin	32.08	32.53
24	298	COMBI Stefano	27.79	x
	136	LELIEVRE Jeremy		

INTERNET Service: www.european-athletics.org
Timing, Measurement and Data Service by 

printed at SUN 26 JUL 2009 19:34

Page 19 of 30

Results

Decathlon
Discus Men 1.75 kg - Decathlon Group A 24 JUL 2009 / 10:30


Rank	Bib	Name	Nat	Date of Birth	Order	Result	Points
1	503	OLSON Petter	SWE	14 FEB 1991	2	39.77	660 PB
2	159	BRYANT Ashley	GBR	17 MAY 1991	10	39.72	659 PB
3	3	DISTELBERGER Dominik	AUT	16 MAR 1990	3	39.56	656 PB
4	115	SOLA Juha	FIN	26 JAN 1990	4	38.79	640
5	93	JÖEVÄLI Kaarel	EST	8 JAN 1990	11	37.86	621
6	476	ANTILLE Flavien	SUI	1 FEB 1990	6	36.68	597 PB
7	17	VAN DER PLAETSEN Thomas	BEL	24 DEC 1990	7	36.44	593
8	441	LUKYANENKO Artem	RUS	30 JAN 1990	5	34.74	558
9	45	HEDVICÁK Jaroslav	CZE	13 DEC 1990	8	33.56	535
10	131	FENRICH Benjamin	FRA	11 JUN 1990	12	32.53	514
11	298	COMBI Stefano	ITA	9 MAR 1990	1	32.28	509
	136	LELIEVRE Jeremy	FRA	8 FEB 1991	9	DNS	

	1	2	3	
1	503 OLSON Petter	38.13	x	39.77
2	159 BRYANT Ashley	37.11	39.57	39.72
3	3 DISTELBERGER D	39.56	x	37.80
4	115 SOLA Juha	34.59	36.67	38.79
5	93 JÖEVÄLI Kaarel	x	37.86	x
6	476 ANTILLE Flavien	36.68	x	34.61
7	17 VAN DER PLAETSEN T	30.65	36.44	x
8	441 LUKYANENKO Artem	27.11	30.25	34.74
9	45 HEDVICÁK Jaroslav	27.05	33.53	33.56
10	131 FENRICH Benjamin	32.08	31.49	32.53
11	298 COMBI Stefano	27.79	32.28	x
	136 LELIEVRE Jeremy			

Decathlon
Discus Men 1.75 kg - Decathlon Group B 24 JUL 2009 / 11:45

Rank	Bib	Name	Nat	Date of Birth	Order	Result	Points
1	449	SVIRIDOV Sergey	RUS	20 OCT 1990	6	46.65	801
2	116	TASKINEN Eetu	FIN	8 AUG 1991	7	44.57	758 PB
3	500	NILSSON Marcus	SWE	3 MAY 1991	8	43.24	731 PB
4	293	CALVI Michele	ITA	7 JUN 1990	13	42.39	713 PB
5	167	GARDINER Daniel	GBR	25 JUN 1990	10	41.77	701
6	219	KAZMIREK Kai	GER	28 JAN 1991	12	41.60	697 PB
7	208	GILDE Maximilian	GER	5 JAN 1990	1	41.00	685 PB
8	450	TEPTIN Yevgeniy	RUS	16 MAR 1990	11	40.42	673
9	50	PAŠIAK Adam	CZE	18 JUL 1990	5	39.00	644 SB
10	46	HELCELET Adam	CZE	27 OCT 1991	3	38.80	640
11	282	LÁRUSSON Einar Daði	ISL	10 MAY 1990	4	37.82	620
12	507	ROSENQUIST Fabian	SWE	1 APR 1991	9	37.17	607
13	171	GUEST David	GBR	8 NOV 1991	2	36.72	598

	1	2	3	
1	449 SVIRIDOV Sergey	45.05	46.65	x
2	116 TASKINEN Eetu	x	44.57	x
3	500 NILSSON Marcus	41.72	x	43.24
4	293 CALVI Michele	41.25	40.59	42.39
5	167 GARDINER Daniel	30.37	41.77	x
6	219 KAZMIREK Kai	38.37	41.60	37.34
7	208 GILDE Maximilian	40.51	39.78	41.00
8	450 TEPTIN Yevgeniy	37.68	40.42	x
9	50 PAŠIAK Adam	x	39.00	32.14
10	46 HELCELET Adam	x	38.80	35.73
11	282 LÁRUSSON E	x	36.51	37.82
12	507 ROSENQUIST Fabian	35.09	37.17	x
13	171 GUEST David	x	36.72	x

INTERNET Service: www.european-athletics.org
Timing, Measurement and Data Service by 

printed at SUN 26 JUL 2009 19:34

Page 20 of 30

Results

**Discus Men 1.75 kg
Final**

24 JUL 2009 / 18:30

Rank	Bib	Name	Nat	Date of Birth	Order	Result	
1	536	NESTERENKO Mykyta	UKR	15 APR 1991	11	65.73	CR
2	241	WOLF Gordon	GER	17 JAN 1990	2	63.02	
3	37	PREMERU Marin	CRO	29 AUG 1990	8	60.98	
4	169	GRIFFITH-PARKER Curtis	GBR	27 SEP 1990	4	60.46	
5	332	GUDŽIUS Andrius	LTU	14 FEB 1991	10	60.05	
6	99	NIIT Priidu	EST	27 JAN 1990	12	59.17	PB
7	110	NISKALA Pyry	FIN	6 NOV 1990	9	58.50	PB
8	101	TAMMSAAR Meigo	EST	20 AUG 1990	6	58.18	
9	390	MIKULICZ Michal	POL	8 MAY 1991	3	56.78	PB
10	426	GAG Andrei	ROU	7 APR 1991	5	55.84	
11	39	ŽUNIC Stipe	CRO	13 DEC 1990	1	54.96	
	336	RUSKYS Egidijus	LTU	1 DEC 1990	7	NM	


	1	2	3	4	5	6	
1	536 NESTERENKO Mykyta	65.59	61.47	x	62.94	x	65.73
2	241 WOLF Gordon	60.15	57.87	54.10	x	63.02	x
3	37 PREMERU Marin	60.10	60.86	x	x	60.98	x
4	169 GRIFFITH-PARKER C	60.46	54.12	58.47	57.94	57.39	57.06
5	332 GUDŽIUS Andrius	54.45	59.26	60.05	57.66	x	x
6	99 NIIT Priidu	58.11	59.17	56.83	57.08	56.58	55.79
7	110 NISKALA Pyry	58.50	54.92	55.87	x	57.25	56.42
8	101 TAMMSAAR Meigo	57.55	56.63	56.94	58.18	x	56.04
9	390 MIKULICZ Michal	x	55.56	56.78			
10	426 GAG Andrei	51.18	55.09	55.84			
11	39 ŽUNIC Stipe	53.68	x	54.96			
	336 RUSKYS Egidijus	x	x	x			

Decathlon
Javelin Men - Decathlon

24 JUL 2009 / 16:35

Rank	Bib	Name	Nat	Date of Birth	Order	Result	Points
1	159	BRYANT Ashley	GBR	17 MAY 1991	1	64.21	801
2	208	GILDE Maximilian	GER	5 JAN 1990	18	59.22	726
3	17	VAN DER PLAETSEN Thomas	BEL	24 DEC 1990	6	58.42	714
4	449	SVIRIDOV Sergey	RUS	20 OCT 1990	13	57.69	703
5	116	TASKINEN Eetu	FIN	8 AUG 1991	22	56.37	683 PB
6	131	FENRICH Benjamin	FRA	11 JUN 1990	12	56.06	679 PB
7	219	KAZMIREK Kai	GER	28 JAN 1991	19	54.32	653 PB
8	441	LUKYANENKO Artem	RUS	30 JAN 1990	16	50.68	599
9	450	TEPTIN Yevgeniy	RUS	16 MAR 1990	4	50.61	598
10	46	HELCELET Adam	CZE	27 OCT 1991	20	49.65	583 PB
11	50	PAŠIAK Adam	CZE	18 JUL 1990	24	48.23	562
12	293	CALVI Michele	ITA	7 JUN 1990	11	47.66	554
13	298	COMBI Stefano	ITA	9 MAR 1990	2	47.33	549
14	93	JÕEVÄLI Kaarel	EST	8 JAN 1990	17	47.27	548
15	3	DISTELBERGER Dominik	AUT	16 MAR 1990	21	47.06	545
16	167	GARDINER Daniel	GBR	25 JUN 1990	7	45.15	517
17	476	ANTILLE Flavien	SUI	1 FEB 1990	9	45.12	517 PB
18	115	SOLA Juha	FIN	26 JAN 1990	8	44.58	509
19	507	ROSENQUIST Fabian	SWE	1 APR 1991	3	43.46	492
20	503	OLSON Petter	SWE	14 FEB 1991	23	42.74	482
21	500	NILSSON Marcus	SWE	3 MAY 1991	5	39.55	436
22	171	GUEST David	GBR	8 NOV 1991	15	39.46	434
23	45	HEDVIČÁK Jaroslav	CZE	13 DEC 1990	10	37.62	408
	282	LÁRUSSON Einar Daði	ISL	10 MAY 1990	14	DNS	

INTERNET Service: www.european-athletics.org

Timing, Measurement and Data Service by  OMEGA

printed at SUN 26 JUL 2009 19:34

Page 21 of 30

Results

Javelin Men - Decathlon (cont.)

Javelin Men - Decathlon			1	2	3
1	159	BRYANT Ashley	64.21	x	58.54
2	208	GILDE Maximilian	57.10	53.65	59.22
3	17	VAN DER PLAETSEN T	49.64	53.59	58.42
4	449	SVIRIDOV Sergey	52.81	51.75	57.69
5	116	TASKINEN Eetu	52.16	56.37	x
6	131	FENRICH Benjamin	47.61	53.94	56.06
7	219	KAZMIREK Kai	51.13	54.32	49.57
8	441	LUKYANENKO Artem	50.20	50.68	50.16
9	450	TEPTIN Yevgeniy	43.19	50.61	47.68
10	46	HELCELET Adam	49.65	45.65	47.32
11	50	PASIAK Adam	42.06	45.56	48.23
12	293	CALVI Michele	47.59	x	47.66
13	298	COMBI Stefano	42.49	44.04	47.33
14	93	JÖEVÁLI Kaarel	46.40	47.27	40.11
15	3	DISTELBERGER D	41.09	44.69	47.06
16	167	GARDINER Daniel	45.15	44.25	43.87
17	476	ANTILLE Flavian	43.92	41.48	45.12
18	115	SOLA Juha	38.30	44.58	42.83
19	507	ROSENQUIST Fabian	41.99	42.30	43.46
20	503	OLSON Petter	38.07	35.34	42.74
21	500	NILSSON Marcus	39.25	39.55	x
22	171	GUEST David	38.13	39.46	x
23	45	HEDVICÁK Jaroslav	33.29	37.62	33.53
	282	LÁRUSSON E			

100m Women

Final

24 JUL 2009 / 16:55

Wind: +1.0 m/s

Rank	Bib	Name	Nat	Date of Birth	Lane	Reaction time	Result
1	1168	KWADWO Yasmin	GER	9 NOV 1990	3	0.124	11.42
2	1258	AKINYEMI Folake	NOR	31 MAR 1990	4	0.166	11.47 PB
3	1307	OGRAZEANU Andreea	ROU	24 MAR 1990	6	0.165	11.47
4	1213	WHELAN Niamh	IRL	26 JUL 1990	8	0.153	11.63 PB
5	1286	KOLDEJ Malgorzata	POL	12 NOV 1990	5	0.149	11.64 PB
6	1158	GÜNTHER Leena	GER	16 APR 1991	7	0.163	11.64
7	1119	DORSETT Torema	GBR	15 FEB 1990	1	0.170	11.65
8	1107	SAINT-MARC Jessie	FRA	16 JUL 1991	2	0.142	11.70

Results

**200m Women
Round 1**

24 JUL 2009 / 18:25

Rank	Bib	Name	Nat	Date of Birth	Lane	Result		
1	1284	KIELBASINSKA Anna	POL	26 JUN 1990	4	23.61	Q	PB
2	1118	DIAMOND Emily	GBR	11 JUN 1991	3	23.63	Q	PB
3	1335	TAMKOVA Alena	RUS	30 MAY 1990	4	23.64	Q	
4	1137	THOMPSON Shaunna	GBR	8 APR 1992	2	23.68	Q	
5	1182	SPELMEYER Ruth Sophia	GER	19 SEP 1990	2	23.69	Q	PB
6	1307	OGRAZEANU Andreea	ROU	24 MAR 1990	7	23.73	Q	
7	1258	AKINYEMI Folake	NOR	31 MAR 1990	5	23.75	Q	PB
8	1096	GOUJON Sarah	FRA	11 SEP 1990	6	23.94	Q	
9	1213	WHELAN Niamh	IRL	26 JUL 1990	2	24.07	Q	
10	1249	KUHURIMA Loreanne	NED	7 MAY 1991	4	24.26	Q	SB
11	1345	REBERNIK Liona	SLO	28 NOV 1991	6	24.31	q	SB
12	1223	GAMBA Laura	ITA	27 FEB 1991	3	24.36	Q	PB
13	1098	GUION FIRMIN Lenora	FRA	7 AUG 1991	6	24.42	Q	
14	1360	GASSER Jacqueline	SUI	23 FEB 1990	7	24.46	q	
15	1226	MAFFIOLETTI Marta	ITA	11 OCT 1991	7	24.57	q	
16	1047	SLANINOVÁ Jana	CZE	16 JUL 1990	3	24.59	q	
17	1094	DRAME Asta	FRA	15 OCT 1990	8	24.63		
18	1371	ŠTUKOVÁ Alexandra	SVK		3	24.68		
19	1297	QUIAWACANA Ungudi	POR	9 NOV 1990	5	24.74		
20	1361	LAVANCHY Marisa	SUI	4 JAN 1990	7	24.75		
21	1267	HANSEN Ida Bakke	NOR	7 JAN 1993	5	24.78		
22	1076	LEPPÄKOSKI Tiina	FIN	28 APR 1990	5	24.82		PB
23	1392	ÖSTLUND Elin	SWE	14 FEB 1991	8	24.89		
24	1364	MUAMBA Grace	SUI	22 FEB 1991	4	24.95		
25	1062	SÁNCHEZ Carmen	ESP	28 NOV 1990	2	24.96		
	1383	HJELMER Moa	SWE	19 JUN 1990	6	DNS		

**200m Women
Round 1 Heat 1 (4)**

24 JUL 2009 / 18:25

Wind: +0.8 m/s

Rank	Bib	Name	Nat	Date of Birth	Lane	Reaction time	Result	
1	1284	KIELBASINSKA Anna	POL	26 JUN 1990	4	0.192	23.61	Q PB
2	1137	THOMPSON Shaunna	GBR	8 APR 1992	2	0.168	23.68	Q
3	1223	GAMBA Laura	ITA	27 FEB 1991	3	0.240	24.36	Q PB
4	1360	GASSER Jacqueline	SUI	23 FEB 1990	7	0.203	24.46	q
5	1267	HANSEN Ida Bakke	NOR	7 JAN 1993	5	0.254	24.78	
	1383	HJELMER Moa	SWE	19 JUN 1990	6		DNS	

**200m Women
Round 1 Heat 2 (4)**

24 JUL 2009 / 18:31

Wind: +0.3 m/s

Rank	Bib	Name	Nat	Date of Birth	Lane	Reaction time	Result	
1	1258	AKINYEMI Folake	NOR	31 MAR 1990	5	0.193	23.75	Q PB
2	1096	GOUJON Sarah	FRA	11 SEP 1990	6	0.215	23.94	Q
3	1249	KUHURIMA Loreanne	NED	7 MAY 1991	4	0.183	24.26	Q SB
4	1226	MAFFIOLETTI Marta	ITA	11 OCT 1991	7	0.225	24.57	q
5	1371	ŠTUKOVÁ Alexandra	SVK		3	0.205	24.68	
6	1062	SÁNCHEZ Carmen	ESP	28 NOV 1990	2	0.182	24.96	

Results

200m Women
Round 1 Heat 3 (4)
24 JUL 2009 / 18:37

Wind: +0.8 m/s

Rank	Bib	Name	Nat	Date of Birth	Lane	Reaction time	Result		
1	1118	DIAMOND Emily	GBR	11 JUN 1991	3	0.181	23.63	Q	PB
2	1307	OGRAZEANU Andreea	ROU	24 MAR 1990	7	0.223	23.73	Q	
3	1213	WHELAN Niamh	IRL	26 JUL 1990	2	0.174	24.07	Q	
4	1345	REBERNIK Liona	SLO	28 NOV 1991	6	0.201	24.31	q	SB
5	1094	DRAME Asta	FRA	15 OCT 1990	8	0.189	24.63		
6	1297	QUIAWACANA Ungudi	POR	9 NOV 1990	5	0.195	24.74		
7	1364	MUAMBA Grace	SUI	22 FEB 1991	4	0.179	24.95		

200m Women
Round 1 Heat 4 (4)
24 JUL 2009 / 18:43

Wind: -0.8 m/s

Rank	Bib	Name	Nat	Date of Birth	Lane	Reaction time	Result		
1	1335	TAMKOVA Alena	RUS	30 MAY 1990	4	0.197	23.64	Q	
2	1182	SPELMEYER Ruth Sophia	GER	19 SEP 1990	2	0.209	23.69	Q	PB
3	1098	GUION FIRMIN Lenora	FRA	7 AUG 1991	6	0.183	24.42	Q	
4	1047	SLANINOVA Jana	CZE	16 JUL 1990	3	0.156	24.59	q	
5	1361	LAVANCHY Marisa	SUI	4 JAN 1990	7	0.188	24.75		
6	1076	LEPPÄKOSKI Tiina	FIN	28 APR 1990	5	0.215	24.82		PB
7	1392	ÖSTLUND Elin	SWE	14 FEB 1991	8	0.221	24.89		

Qualified: First 3 in each heat (Q) and 4 best performers (q) advance to the Semifinals

400m Women
Final
24 JUL 2009 / 17:55

Rank	Bib	Name	Nat	Date of Birth	Lane	Reaction time	Result		
1	1406	BARALEY Yuliya	UKR	25 APR 1990	4	0.221	52.80		
2	1319	GAFIYATULLINA Liliya	RUS	3 FEB 1990	3	0.243	53.51		PB
3	1383	HJELMER Moa	SWE	19 JUN 1990	1	0.193	54.01		PB
4	1419	ZEMLYAK Olha	UKR	16 JAN 1990	7	0.397	54.46		
5	1341	ZUBKOVA Liliya	RUS	2 MAR 1990	5	0.293	54.47		
6	1398	AYDIN Merve	TUR	17 MAR 1990	6	0.411	54.57		
7	1234	ZAPPA Valentina	ITA	13 MAY 1991	2	0.196	54.65		
8	1414	LOHVVYENENKO Alina	UKR	18 JUL 1990	8	0.255	55.18		

Results

**1500m Women
Round 1**

24 JUL 2009 / 10:30

Rank	Bib	Name	Nat	Date of Birth	Order	Result	
1	1010	SAFAROVA Gezashign	AZE	5 FEB 1990	3	4:15.72	Q NR
2	1338	YACHMENEVA Darya	RUS	9 SEP 1990	10	4:15.74	Q PB
3	1186	SUJEW Elina	GER	2 NOV 1990	5	4:16.20	Q PB
4	1007	WENTH Jennifer	AUT	24 JUL 1991	9	4:19.41	Q NJR
5	1356	TERZIC Amela	SRB	2 APR 1993	2	4:20.60	Q
6	1339	ZAVYALOVA Yekaterina	RUS	1 MAR 1991	8	4:21.50	q
7	1239	PILIUŠINA Natalija	LTU	22 OCT 1990	1	4:22.20	Q
8	1008	ABDULLAYEVA Layes	AZE	29 MAY 1991	6	4:22.28	Q
9	1340	ZHILKINA Yelena	RUS	4 MAY 1990	9	4:22.58	Q PB
10	1127	MOULTRIE Josephine	GBR	19 NOV 1990	4	4:23.03	q
11	1185	SUJEW Diana	GER	2 NOV 1990	3	4:23.26	q
12	1278	BRONIATOWSKA Katarzyna	POL	22 FEB 1990	7	4:25.11	q
13	1187	SUSSMANN Jana	GER	12 OCT 1990	12	4:25.22	
14	1085	ANDREANI Claire	FRA	12 FEB 1991	12	4:25.50	
15	1110	TAVERNIER Clemence	FRA	27 FEB 1991	7	4:26.07	
16	1310	PIERDEVARA Florina	ROU	29 MAR 1990	11	4:26.16	
17	1417	SHNAYDER Oksana	UKR	17 AUG 1991	5	4:26.88	
18	1269	LØVNES Ingeborg	NOR	5 SEP 1992	10	4:27.64	PB
19	1294	CUNHA Daniela	POR	30 APR 1990	8	4:29.52	
20	1006	LEUTNER Lisa-Maria	AUT	13 MAR 1990	11	4:30.17	
21	1060	MOSQUERA Sandra	ESP	27 JUN 1990	1	4:36.31	
22	1393	ROHLÉN Nathalie	SWE	19 JUL 1990	4	4:42.57	
23	1255	VAN LIESHOUT Jamie	NED	12 JUL 1991	6	4:55.45	
	1134	SMITH Stacey	GBR	4 FEB 1990	2	DNF	

**1500m Women
Round 1 Heat 1 (2)**


24 JUL 2009 / 10:30

Rank	Bib	Name	Nat	Date of Birth	Order	Result	
1	1356	TERZIC Amela	SRB	2 APR 1993	2	4:20.60	Q
2	1239	PILIUŠINA Natalija	LTU	22 OCT 1990	1	4:22.20	Q
3	1008	ABDULLAYEVA Layes	AZE	29 MAY 1991	6	4:22.28	Q
4	1340	ZHILKINA Yelena	RUS	4 MAY 1990	9	4:22.58	Q PB
5	1127	MOULTRIE Josephine	GBR	19 NOV 1990	4	4:23.03	q
6	1185	SUJEW Diana	GER	2 NOV 1990	3	4:23.26	q
7	1187	SUSSMANN Jana	GER	12 OCT 1990	12	4:25.22	
8	1110	TAVERNIER Clemence	FRA	27 FEB 1991	7	4:26.07	
9	1417	SHNAYDER Oksana	UKR	17 AUG 1991	5	4:26.88	
10	1269	LØVNES Ingeborg	NOR	5 SEP 1992	10	4:27.64	PB
11	1294	CUNHA Daniela	POR	30 APR 1990	8	4:29.52	
12	1006	LEUTNER Lisa-Maria	AUT	13 MAR 1990	11	4:30.17	

Intermediate times:

400m	1:12.24	1239	PILIUŠINA Natalija (LTU)
800m	2:25.99	1239	PILIUŠINA Natalija (LTU)
1200m	3:33.81	1417	SHNAYDER Oksana (UKR)

INTERNET Service: www.european-athletics.org

Timing, Measurement and Data Service by  OMEGA

printed at SUN 26 JUL 2009 19:34

Page 25 of 30

Results

1500m Women
Round 1 Heat 2 (2)
24 JUL 2009 / 10:40

Rank	Bib	Name	Nat	Date of Birth	Order	Result	
1	1010	SAFAROVA Gezashign	AZE	5 FEB 1990	3	4:15.72	Q NR
2	1338	YACHMENEVA Darya	RUS	9 SEP 1990	10	4:15.74	Q PB
3	1186	SUJEW Elina	GER	2 NOV 1990	5	4:16.20	Q PB
4	1007	WENTH Jennifer	AUT	24 JUL 1991	9	4:19.41	Q NJR
5	1339	ZAVYALOVA Yekaterina	RUS	1 MAR 1991	8	4:21.50	q
6	1278	BRONIATOWSKA Katarzyna	POL	22 FEB 1990	7	4:25.11	q
7	1085	ANDREANI Claire	FRA	12 FEB 1991	12	4:25.50	
8	1310	PIERDEVARA Florina	ROU	29 MAR 1990	11	4:26.16	
9	1060	MOSQUERA Sandra	ESP	27 JUN 1990	1	4:36.31	
10	1393	ROHLÉN Nathalie	SWE	19 JUL 1990	4	4:42.57	
11	1255	VAN LIESHOUT Jamie	NED	12 JUL 1991	6	4:55.45	
	1134	SMITH Stacey	GBR	4 FEB 1990	2	DNF	

Intermediate times:


400m	1:05.55	1007	WENTH Jennifer (AUT)
800m	2:16.03	1007	WENTH Jennifer (AUT)
1200m	3:25.65	1010	SAFAROVA Gezashign (AZE)

Qualified: First 4 in each heat (Q) and 4 best performers (q) advance to the Final

100m Hurdles Women
Round 1
24 JUL 2009 / 16:05

Rank	Bib	Name	Nat	Date of Birth	Lane	Result	
1	1020	ZAGRÉ Anne	BEL	13 MAR 1990	1	13.18	Q NJR
2	1111	TOURE Yariatou	FRA	27 DEC 1990	6	13.45	Q PB
3	1023	ARTYUKH Katsiaryna	BLR	14 JAN 1991	6	13.59	Q =PB
4	1272	PEDERSEN Isabelle	NOR	27 JAN 1992	8	13.65	Q
5	1011	CLAES Hanne	BEL	4 AUG 1991	6	13.73	Q PB
6	1045	OGRODNIKOVA Nikol	CZE	18 AUG 1990	3	13.75	q PB
7	1099	JEAN-FRANCOIS Karen	FRA	25 JAN 1990	2	13.80	q PB
8	1305	IONESCU Andreea	ROU	10 MAR 1990	2	13.89	PB
8	1178	SCHÖCKEL Carina	GER	9 JAN 1991	1	13.89	Q
10	1032	LONCAREK Ivana	CRO	8 APR 1991	5	13.94	SB
11	1143	BÄCKER Nora	GER	11 MAY 1990	5	13.98	
12	1386	LÜPPERT THOMSSON Fanny	SWE	16 DEC 1990	8	14.03	
13	1069	BOGDANOFF Matilda	FIN	8 OCT 1990	5	14.04	
14	1175	PLETSCH Jenna	GER	11 SEP 1991	1	14.04	
15	1038	NICOLAOU Eleni	CYP	22 SEP 1991	7	14.08	=PB
16	1395	WESTERLUND Elin	SWE	4 FEB 1990	2	14.09	
17	1057	JEREZ Caridad	ESP	23 JAN 1991	4	14.25	
18	1396	WINQVIST Sabina	SWE	2 JAN 1991	7	14.36	
19	1257	AALTVEDT Kine	NOR	30 AUG 1991	8	14.37	
20	1211	LAWLOR Sandra	IRL	1990	7	14.56	
21	1001	ALAY Marta	AND	2 JUL 1991	3	16.70	=PB
	1084	ALCAN Jessica	FRA	22 APR 1991	3	DNF	
	1244	BAKKER Sharon	NED	12 APR 1990	4	DNF	
	1120	GAYNOR Stephanie	GBR	27 SEP 1990	4	DNF	

INTERNET Service: www.european-athletics.org

Timing, Measurement and Data Service by  **OMEGA**

printed at SUN 26 JUL 2009 19:34

Page 26 of 30

Results

100m Hurdles Women
Round 1 Heat 1 (3)
24 JUL 2009 / 16:05

Wind: +0.6 m/s

Rank	Bib	Name	Nat	Date of Birth	Lane	Reaction time	Result	
1	1272	PEDERSEN Isabelle	NOR	27 JAN 1992	8	0.177	13.65	Q
2	1011	CLAES Hanne	BEL	4 AUG 1991	6	0.182	13.73	Q PB
3	1045	OGRODNÍKOVÁ Nikol	CZE	18 AUG 1990	3	0.197	13.75	q PB
4	1099	JEAN-FRANCOIS Karen	FRA	25 JAN 1990	2	0.184	13.80	q PB
5	1069	BOGDANOFF Matilda	FIN	8 OCT 1990	5	0.163	14.04	
6	1175	PLETSCH Jenna	GER	11 SEP 1991	1	0.187	14.04	
7	1057	JEREZ Caridad	ESP	23 JAN 1991	4	0.194	14.25	
8	1396	WINQVIST Sabina	SWE	2 JAN 1991	7	0.162	14.36	

100m Hurdles Women
Round 1 Heat 2 (3)
24 JUL 2009 / 16:11

Wind: +1.3 m/s

Rank	Bib	Name	Nat	Date of Birth	Lane	Reaction time	Result	
1	1020	ZAGRÉ Anne	BEL	13 MAR 1990	1	0.165	13.18	Q NJR
2	1111	TOURE Yariatou	FRA	27 DEC 1990	6	0.144	13.45	Q PB
3	1305	IONESCU Andreea	ROU	10 MAR 1990	2	0.188	13.89	PB
4	1143	BÄCKER Nora	GER	11 MAY 1990	5	0.193	13.98	
5	1386	LÜPPERT THOMSSON Fanny	SWE	16 DEC 1990	8	0.177	14.03	
6	1038	NICOLAOU Eleni	CYP	22 SEP 1991	7	0.146	14.08	=PB
7	1001	ALAY Marta	AND	2 JUL 1991	3	0.182	16.70	=PB
	1244	BAKKER Sharona	NED	12 APR 1990	4	0.153	DNF	

100m Hurdles Women
Round 1 Heat 3 (3)
24 JUL 2009 / 16:17

Wind: +1.0 m/s

Rank	Bib	Name	Nat	Date of Birth	Lane	Reaction time	Result	
1	1023	ARTYUKH Katsiaryna	BLR	14 JAN 1991	6	0.193	13.59	Q =PB
2	1178	SCHÖCKEL Carina	GER	9 JAN 1991	1	0.167	13.89	Q
3	1032	LONCAREK Ivana	CRO	8 APR 1991	5	0.167	13.94	SB
4	1395	WESTERLUND Elin	SWE	4 FEB 1990	2	0.172	14.09	
5	1257	AALTVEDT Kine	NOR	30 AUG 1991	8	0.170	14.37	
6	1211	LAWLOR Sandra	IRL	1990	7	0.154	14.56	
	1084	ALCAN Jessica	FRA	22 APR 1991	3	0.176	DNF	
	1120	GAYNOR Stephanie	GBR	27 SEP 1990	4	0.165	DNF	

Qualified: First 2 in each heat (Q) and 2 best performers (q) advance to the Final

Results

**High Jump Women
Qualification**

24 JUL 2009 / 11:10

Rank	Bib	Name	Nat	Date of Birth	Order	Result
1	1399	AYHAN Burcu	TUR	3 MAY 1990	2	1.80 q
1	1329	MAMLINA Natalya	RUS	16 MAR 1991	8	1.80 q
1	1250	NOORMAN Sietske	NED	16 JUL 1991	8	1.80 q
1	1415	OKUNEVA Oksana	UKR	14 MAR 1990	9	1.80 q
1	1309	PETRE Esthera	ROU	13 MAY 1990	2	1.80 q
1	1203	SZABÓ Barbara	HUN	17 FEB 1990	3	1.80 q
1	1231	VALLORTIGARA Elena	ITA	21 SEP 1991	3	1.80 q
8	1162	JUNGFLEISCH Marie-Laurence	GER	7 OCT 1990	7	1.80 q
9	1150	BRAUCH Charlotte	GER	25 JUN 1991	7	1.80 q
9	1242	VUKOVIC Marija	MNE	21 JAN 1992	9	1.80 q =SB
11	1377	DRONSFIELD Victoria	SWE	6 JUN 1991	6	1.80 q SB
12	1277	BIELAWSKA Martyna	POL	15 NOV 1990	1	1.80 q
13	1374	BJÖRKLUND Ellen	SWE	24 JAN 1990	5	1.77
13	1018	VAN HESSCHE Hanne	BEL	5 JUL 1991	1	1.77
15	1362	LISANGA Jasmine	SUI	1 JAN 1990	6	1.77
16	1220	CIPOLLONI Enrica	ITA	19 OCT 1990	10	1.73
17	1259	ANGELSEN Tonje	NOR	17 JAN 1990	4	1.73
18	1035	ŠIMIC Ana	CRO	5 MAY 1990	4	1.73
19	1270	MÖGENBURG Katarina	NOR	16 JUN 1991	5	1.69


	1.64	1.69	1.73	1.77	1.80
1	1399	AYHAN Burcu	-	-	o
1	1329	MAMLINA Natalya	-	-	o
1	1250	NOORMAN Sietske	-	o	o
1	1415	OKUNEVA Oksana	-	o	o
1	1309	PETRE Esthera	-	o	o
1	1203	SZABÓ Barbara	-	o	o
1	1231	VALLORTIGARA Elena	-	o	o
8	1162	JUNGFLEISCH M	-	o	o
9	1150	BRAUCH Charlotte	-	o	o
9	1242	VUKOVIC Marija	-	o	o
11	1377	DRONSFIELD V	-	o	o
12	1277	BIELAWSKA Martyna	o	o	o
13	1374	BJÖRKLUND Ellen	-	o	o
13	1018	VAN HESSCHE Hanne	-	o	o
15	1362	LISANGA Jasmine	o	o	o
16	1220	CIPOLLONI Enrica	xo	o	o
17	1259	ANGELSEN Tonje	-	o	o
18	1035	ŠIMIC Ana	o	o	o
19	1270	MÖGENBURG Katarina	xo	o	o

**High Jump Women
Qualification Group A**

24 JUL 2009 / 11:10

Rank	Bib	Name	Nat	Date of Birth	Order	Result
1	1250	NOORMAN Sietske	NED	16 JUL 1991	8	1.80 q
1	1415	OKUNEVA Oksana	UKR	14 MAR 1990	9	1.80 q
1	1309	PETRE Esthera	ROU	13 MAY 1990	2	1.80 q
1	1231	VALLORTIGARA Elena	ITA	21 SEP 1991	3	1.80 q
5	1162	JUNGFLEISCH Marie-Laurence	GER	7 OCT 1990	7	1.80 q
6	1277	BIELAWSKA Martyna	POL	15 NOV 1990	1	1.80 q
7	1374	BJÖRKLUND Ellen	SWE	24 JAN 1990	5	1.77
8	1362	LISANGA Jasmine	SUI	1 JAN 1990	6	1.77
9	1259	ANGELSEN Tonje	NOR	17 JAN 1990	4	1.73

INTERNET Service: www.european-athletics.org

Timing, Measurement and Data Service by  OMEGA

printed at SUN 26 JUL 2009 19:34

Page 28 of 30

Results

Qualification Group A (cont.)

Qualification Group A		1.64	1.69	1.73	1.77	1.80
1	1250 NOORMAN Sietske	-	o	o	o	o
1	1415 OKUNEVA Oksana	-	-	o	o	o
1	1309 PETRE Esthera	-	-	o	o	o
1	1231 VALLORTIGARA Elena	-	o	o	o	o
5	1162 JUNGFLEISCH M	-	o	xo	xxo	o
6	1277 BIELAWSKA Martyna	o	o	o	o	xxo
7	1374 BJÖRKLUND Ellen	-	o	o	o	xxx
8	1362 LISANGA Jasmine	o	o	o	xxo	xxx
9	1259 ANGELSEN Tonje	-	-	xo	xxx	

High Jump Women

Qualification Group B

24 JUL 2009 / 11:10

Rank	Bib	Name	Nat	Date of Birth	Order	Result
1	1399	AYHAN Burcu	TUR	3 MAY 1990	2	1.80 q
1	1329	MAMLINA Natalya	RUS	16 MAR 1991	8	1.80 q
1	1203	SZABÓ Barbara	HUN	17 FEB 1990	3	1.80 q
4	1150	BRAUCH Charlotte	GER	25 JUN 1991	7	1.80 q
4	1242	VUKOVIC Marija	MNE	21 JAN 1992	9	1.80 q =SB
6	1377	DRONSFIELD Victoria	SWE	6 JUN 1991	6	1.80 q SB
7	1018	VAN HESSCHE Hanne	BEL	5 JUL 1991	1	1.77
8	1220	CIPOLLONI Enrica	ITA	19 OCT 1990	10	1.73
9	1035	ŠIMIC Ana	CRO	5 MAY 1990	4	1.73
10	1270	MÖGENBURG Katarina	NOR	16 JUN 1991	5	1.69

		1.64	1.69	1.73	1.77	1.80
1	1399 AYHAN Burcu	-	-	o	o	o
1	1329 MAMLINA Natalya	-	-	-	o	o
1	1203 SZABÓ Barbara	-	-	o	o	o
4	1150 BRAUCH Charlotte	-	o	o	o	xo
4	1242 VUKOVIC Marija	-	o	o	o	xo
6	1377 DRONSFIELD V	-	o	o	xo	xo
7	1018 VAN HESSCHE Hanne	-	o	o	o	xxx
8	1220 CIPOLLONI Enrica	xo	o	o	xxx	
9	1035 ŠIMIC Ana	o	xxo	xo	xxx	
10	1270 MÖGENBURG Katarina	xo	o	xxx		

Qualified: qualifying perf. 1.82 (Q) or 12 best performers (q) to the advance to the Final

Long Jump Women

Final

24 JUL 2009 / 18:05

Rank	Bib	Name	Nat	Date of Birth	Order	Result
1	1320	KLISHINA Darya	RUS	5 JAN 1991	9	6.80 CR
2	1355	ŠPANOVIC Ivana	SRB	10 MAY 1990	11	6.71 NR
3	1282	JAGACIAK Anna	POL	10 FEB 1990	10	6.29 =PB
4	1184	STEINKAMP Lisa	GER	17 AUG 1990	6	6.26 PB
5	1311	SANDU Cristina	ROU	4 MAR 1990	3	6.21
6	1114	ZMUDA Valentine	FRA	20 MAY 1991	7	6.20
7	1180	SCHULZ Anja	GER	6 JUL 1990	5	6.11
8	1277	BIELAWSKA Martyna	POL	15 NOV 1990	12	6.09
9	1391	OLSSON Malin	SWE	24 AUG 1990	8	5.99
10	1112	TURLEPIN Kathy	FRA	2 AUG 1991	4	5.89
11	1029	MITKOVA Milena	BUL	26 JAN 1990	1	5.81
12	1170	MENGE Christin	GER	3 OCT 1990	2	5.71

Results

Final (cont.)

Final		1	2	3	4	5	6
1	1320 KLISHINA Darya	6.56 (-0.2)	6.41 (-0.1)	6.80 (+0.3)	x (+0.7)	6.72 (+0.4)	6.72 (+1.3)
2	1355 ŠPANOVIC Ivana	6.64 (+1.1)	x (+0.5)	6.71 (-0.1)	6.56 (+0.7)	x (+0.5)	6.55 (+0.7)
3	1282 JAGACIAK Anna	x (+0.7)	5.97 (+0.3)	6.29 (+1.0)	x (+0.5)	6.21 (+1.2)	x (+0.8)
4	1184 STEINKAMP Lisa	4.24 (-0.3)	6.10 (+0.4)	6.26 (0.0)	x (+0.8)	6.12 (+1.4)	6.22 (+0.7)
5	1311 SANDU Cristina	x (+0.2)	6.16 (-0.1)	x (-0.5)	6.18 (+0.6)	6.10 (+1.1)	6.21 (-0.2)
6	1114 ZMUDA Valentine	6.06 (+0.4)	6.01 (+0.6)	5.94 (-0.5)	6.20 (+0.6)	5.99 (+0.6)	x (+0.1)
7	1180 SCHULZ Anja	x (-0.5)	5.94 (-0.5)	6.11 (+0.8)	5.28 (+0.6)	x (+0.5)	5.62 (-0.1)
8	1277 BIELAWSKA Martyna	x (+0.4)	6.09 (-1.3)	5.48 (+0.3)	x (0.0)	x (+0.1)	5.93 (-1.1)
9	1391 OLSSON Malin	x (+0.6)	x (0.0)	5.99 (+0.5)			
10	1112 TURLEPIN Kathy	5.89 (-0.8)	x (+0.2)	5.84 (-0.2)			
11	1029 MITKOVA Milena	5.47 (0.0)	5.81 (+0.1)	x (-0.5)			
12	1170 MENGE Christin	5.56 (-0.8)	x (-0.3)	5.71 (-0.1)			

Hammer Women
Final
24 JUL 2009 / 14:50

Rank	Bib	Name	Nat	Date of Birth	Order	Result
1	1308	PERIE Bianca	ROU	1 JUN 1990	12	68.59 CR
2	1202	OZORAI Jenny	HUN	3 DEC 1990	11	63.70
3	1122	HITCHON Sophie	GBR	11 JUL 1991	1	63.18 NJR
4	1026	KASTROVA Alina	BLR	2 MAR 1990	10	62.04
5	1201	NÉMETH Eszter	HUN	11 DEC 1990	2	59.29
6	1082	SALMELA Johanna	FIN	6 NOV 1990	9	58.76
7	1173	PAESLER Carolin	GER	16 DEC 1990	6	58.76
8	1194	PAPADOPOÚLOU-FATÁLA Andriána	GRE	21 JAN 1990	3	57.85
9	1291	SZEWA Magdalena	POL	20 SEP 1990	5	56.74
10	1080	PENTTILÄ Jenni	FIN	9 MAR 1991	7	56.58
11	1318	FROLOVA Karina	RUS	2 MAR 1990	8	53.56
	1273	RAAD Trude	NOR	27 APR 1990	4	NM

		1	2	3	4	5	6
1	1308 PERIE Bianca	61.15	68.59	64.48	67.45	66.11	x
2	1202 OZORAI Jenny	61.60	59.94	x	60.26	57.74	63.70
3	1122 HITCHON Sophie	62.43	63.18	61.42	62.33	62.80	x
4	1026 KASTROVA Alina	61.29	62.04	61.87	59.78	x	x
5	1201 NÉMETH Eszter	57.96	59.29	57.59	58.58	x	x
6	1082 SALMELA Johanna	x	54.97	58.55	x	58.76	57.57
7	1173 PAESLER Carolin	58.06	58.11	x	x	58.51	58.76
8	1194 PAPADOPOÚLOU-FATÁLA Andriána	x	x	57.85	x	x	52.66
9	1291 SZEWA Magdalena	x	56.74	x			
10	1080 PENTTILÄ Jenni	56.58	55.95	56.51			
11	1318 FROLOVA Karina	x	x	53.56			
	1273 RAAD Trude	x	x	x			