

Results

Decathlon
100m Men - Decathlon
23 JUL 2009 / 9:30

Rank	Bib	Name	Nat	Date of Birth	Lane	Result	Points
1	3	DISTELBERGER Dominik	AUT	16 MAR 1990	6	10.88	888
2	45	HEDVICÁK Jaroslav	CZE	13 DEC 1990	5	10.90	883
3	167	GARDINER Daniel	GBR	25 JUN 1990	5	10.97	867 PB
4	293	CALVI Michele	ITA	7 JUN 1990	2	11.07	845 PB
5	171	GUEST David	GBR	8 NOV 1991	6	11.12	834
6	383	KRZESZEWSKI Rafal	POL	12 APR 1990	6	11.13	832
7	219	KAZMIREK Kai	GER	28 JAN 1991	8	11.15	827
8	503	OLSON Petter	SWE	14 FEB 1991	3	11.18	821 PB
9	50	PAŠIAK Adam	CZE	18 JUL 1990	4	11.22	812
10	298	COMBI Stefano	ITA	9 MAR 1990	4	11.28	799
10	208	GILDE Maximilian	GER	5 JAN 1990	2	11.28	799 PB
10	449	SVIRIDOV Sergey	RUS	20 OCT 1990	6	11.28	799 PB
13	282	LÁRUSSON Einar Daði	ISL	10 MAY 1990	2	11.29	797
14	136	LELIEVRE Jeremy	FRA	8 FEB 1991	5	11.31	793
15	93	JÖEVÄLI Kaarel	EST	8 JAN 1990	4	11.40	774
16	476	ANTILLE Flavien	SUI	1 FEB 1990	5	11.41	771
17	46	HELCELET Adam	CZE	27 OCT 1991	8	11.43	767
17	507	ROSENQUIST Fabian	SWE	1 APR 1991	3	11.43	767 PB
19	17	VAN DER PLAETSEN Thomas	BEL	24 DEC 1990	8	11.45	763 PB
20	159	BRYANT Ashley	GBR	17 MAY 1991	4	11.50	753
21	450	TEPTIN Yevgeniy	RUS	16 MAR 1990	8	11.58	736 SB
22	97	LEPIK Hendrik	EST	18 APR 1990	7	11.63	725 PB
23	441	LUKYANENKO Artem	RUS	30 JAN 1990	7	11.64	723
24	116	TASKINEN Eetu	FIN	8 AUG 1991	3	11.67	717
25	115	SOLA Juha	FIN	26 JAN 1990	2	11.72	707
26	131	FENRICH Benjamin	FRA	11 JUN 1990	7	11.94	663
27	500	NILSSON Marcus	SWE	3 MAY 1991	3	12.18	616
	477	BACHMANN Manuel	SUI	26 MAR 1990	7	DNF	0

Decathlon
100m Men - Decathlon Heat 1 (4)
23 JUL 2009 / 9:30

Wind: -2.3 m/s

Rank	Bib	Name	Nat	Date of Birth	Lane	Reaction time	Result	Points
1	171	GUEST David	GBR	8 NOV 1991	6	0.185	11.12	834
2	136	LELIEVRE Jeremy	FRA	8 FEB 1991	5	0.195	11.31	793
3	93	JÖEVÄLI Kaarel	EST	8 JAN 1990	4	0.156	11.40	774
4	46	HELCELET Adam	CZE	27 OCT 1991	8	0.159	11.43	767
5	115	SOLA Juha	FIN	26 JAN 1990	2	0.134	11.72	707
6	131	FENRICH Benjamin	FRA	11 JUN 1990	7	0.177	11.94	663
7	500	NILSSON Marcus	SWE	3 MAY 1991	3	0.130	12.18	616

Results

Decathlon
100m Men - Decathlon Heat 2 (4)
23 JUL 2009 / 9:36

Wind: -1.1 m/s

Rank	Bib	Name	Nat	Date of Birth	Lane	Reaction time	Fn	Result	Points
1	167	GARDINER Daniel	GBR	25 JUN 1990	5	0.161		10.97	867 PB
2	383	KRZESZEWSKI Rafal	POL	12 APR 1990	6	0.149	F1	11.13	832
3	50	PAŠIAK Adam	CZE	18 JUL 1990	4	0.182		11.22	812
4	282	LÁRUSSON Einar Daði	ISL	10 MAY 1990	2	0.157		11.29	797
5	450	TEPTIN Yevgeniy	RUS	16 MAR 1990	8	0.183		11.58	736 SB
6	97	LEPIK Hendrik	EST	18 APR 1990	7	0.185		11.63	725 PB
7	116	TASKINEN Eetu	FIN	8 AUG 1991	3	0.202		11.67	717

Decathlon
100m Men - Decathlon Heat 3 (4)
23 JUL 2009 / 9:42

Wind: -0.5 m/s

Rank	Bib	Name	Nat	Date of Birth	Lane	Reaction time	Result	Points
1	208	GILDE Maximilian	GER	5 JAN 1990	2	0.175		11.28 799 PB
2	449	SVIRIDOV Sergey	RUS	20 OCT 1990	6	0.189		11.28 799 PB
3	476	ANTILLE Flavien	SUI	1 FEB 1990	5	0.132		11.41 771
4	507	ROSENQUIST Fabian	SWE	1 APR 1991	3	0.163		11.43 767 PB
5	17	VAN DER PLAETSEN Thomas	BEL	24 DEC 1990	8	0.168		11.45 763 PB
6	159	BRYANT Ashley	GBR	17 MAY 1991	4	0.186		11.50 753
	477	BACHMANN Manuel	SUI	26 MAR 1990	7	0.142		DNF 0

Decathlon
100m Men - Decathlon Heat 4 (4)
23 JUL 2009 / 9:48

Wind: -1.2 m/s

Rank	Bib	Name	Nat	Date of Birth	Lane	Reaction time	Result	Points
1	3	DISTELBERGER Dominik	AUT	16 MAR 1990	6	0.164		10.88 888
2	45	HEDVICÁK Jaroslav	CZE	13 DEC 1990	5	0.142		10.90 883
3	293	CALVI Michele	ITA	7 JUN 1990	2	0.162		11.07 845 PB
4	219	KAZMIREK Kai	GER	28 JAN 1991	8	0.157		11.15 827
5	503	OLSON Petter	SWE	14 FEB 1991	3	0.191		11.18 821 PB
6	298	COMBI Stefano	ITA	9 MAR 1990	4	0.142		11.28 799
7	441	LUKYANENKO Artem	RUS	30 JAN 1990	7	0.202		11.64 723

Results

**100m Men
Round 1**

23 JUL 2009 / 11:35

Rank	Bib	Name	Nat	Date of Birth	Lane	Result	
1	137	LEMAÎTRE Christophe	FRA	15 JUN 1990	3	10.44	Q
2	311	OBOU Delmas	ITA	25 OCT 1991	5	10.51	Q PB
3	184	ROBERTSON Andrew	GBR	17 DEC 1990	1	10.54	Q
4	68	CÁCERES Eusebio	ESP	10 SEP 1991	6	10.54	Q PB
5	349	PHILIP Lindell	NED	26 MAR 1990	6	10.55	Q PB
6	504	OLSSON Benjamin	SWE	29 JAN 1991	4	10.56	Q SB
7	7	GULIYEV Ramil	AZE	29 MAY 1990	8	10.58	Q
8	58	ZICH Václav	CZE	4 SEP 1990	3	10.60	q
9	87	PROS Rubén	ESP	5 MAR 1990	4	10.62	Q
10	315	ROSICHINI Valerio	ITA	7 FEB 1990	7	10.63	Q
11	156	AYANFUL Eugene	GBR	14 MAY 1990	1	10.63	Q
12	290	BASCIANI Francesco	ITA	11 APR 1991	1	10.64	Q
12	402	SZCZESNIAK Artur	POL	30 JAN 1991	8	10.64	q
14	123	BUREL Romain	FRA	6 JUL 1991	8	10.67	Q
14	209	GÖLTL Felix	GER	23 MAR 1990	5	10.67	Q
16	385	LAWRESZUK Marcin	POL	1 JUL 1990	6	10.68	Q
17	497	KLING-BAPTISTE Tom	SWE	29 AUG 1990	7	10.70	Q
18	100	PULST Richard	EST	4 DEC 1991	6	10.73	q PB
19	52	RÍCAR Martin	CZE	28 MAY 1991	3	10.74	Q
20	142	MOUNOUSSAMY Loic Rene Elyse	FRA	29 MAR 1990	2	10.77	q
21	206	FÖSTL Florian	GER	28 JUN 1991	2	10.78	Q
21	90	VILES Eduard	ESP	8 FEB 1991	4	10.78	Q
23	166	GALLIERS Max	GBR	28 JAN 1990	8	10.79	Q
24	269	COLVERT Steven	IRL	24 AUG 1990	8	10.83	
24	375	GAUZA Lukasz	POL	17 APR 1990	5	10.83	Q
26	335	REKLYS Tomas	LTU	8 AUG 1990	4	10.85	
27	482	VONLANTHEN Jan	SUI	23 NOV 1990	3	10.87	
28	114	SILVENTOINEN Risto	FIN	30 NOV 1990	2	10.89	
29	415	FERREIRA Bruno	POR	27 MAY 1990	7	10.91	
30	537	PANKEVYCH Andriy	UKR	4 MAY 1990	6	10.97	
31	1	KHACHATRYAN Taron	ARM	28 JAN 1991	2	10.99	
32	508	SENNUNG David	SWE	24 AUG 1991	7	11.00	
32	530	YILDIZ Mustafa	TUR	1 MAR 1990	5	11.00	
34	367	SOLLI Per Magnus	NOR	4 JUN 1991	7	11.11	
35	469	MILINKOVIC Nikola	SRB	13 JAN 1991	2	11.24	
36	342	LUKA Rakic	MNE	2 AUG 1991	5	11.34	=PB
37	246	CAVILLA Andrew	GIB	4 FEB 1992	3	11.84	
38	523	SAFER Izzet	TUR	10 JUL 1990	1	12.00	
	279	RUSSELL Chris	IRL	7 JUN 1990	4	DNS	


100m Men
Round 1 Heat 1 (5)

23 JUL 2009 / 11:35

Wind: +0.1 m/s

Rank	Bib	Name	Nat	Date of Birth	Lane	Reaction time	Result
1	7	GULIYEV Ramil	AZE	29 MAY 1990	8	0.170	10.58 Q
2	87	PROS Rubén	ESP	5 MAR 1990	4	0.163	10.62 Q
3	209	GÖLTL Felix	GER	23 MAR 1990	5	0.158	10.67 Q
4	497	KLING-BAPTISTE Tom	SWE	29 AUG 1990	7	0.154	10.70 Q
5	100	PULST Richard	EST	4 DEC 1991	6	0.145	10.73 q PB
6	142	MOUNOUSSAMY Loic Rene Elyse	FRA	29 MAR 1990	2	0.176	10.77 q
7	482	VONLANTHEN Jan	SUI	23 NOV 1990	3	0.197	10.87

INTERNET Service: www.european-athletics.org

Timing, Measurement and Data Service by  OMEGA

printed at SUN 26 JUL 2009 19:35

Page 3 of 44

Results

100m Men
Round 1 Heat 2 (5)
23 JUL 2009 / 11:41

Wind: +0.8 m/s

Rank	Bib	Name	Nat	Date of Birth	Lane	Reaction time	Result	
1	311	OBOU Delmas	ITA	25 OCT 1991	5	0.235	10.51	Q PB
2	184	ROBERTSON Andrew	GBR	17 DEC 1990	1	0.179	10.54	Q
3	68	CÁCERES Eusebio	ESP	10 SEP 1991	6	0.151	10.54	Q PB
4	504	OLSSON Benjamin	SWE	29 JAN 1991	4	0.162	10.56	Q SB
5	58	ZICH Václav	CZE	4 SEP 1990	3	0.139	10.60	q
6	402	SZCZESNIAK Artur	POL	30 JAN 1991	8	0.205	10.64	q
7	1	KHACHATRYAN Taron	ARM	28 JAN 1991	2	0.145	10.99	
8	367	SOLLI Per Magnus	NOR	4 JUN 1991	7	0.181	11.11	

100m Men
Round 1 Heat 3 (5)
23 JUL 2009 / 11:47

Wind: +0.2 m/s

Rank	Bib	Name	Nat	Date of Birth	Lane	Reaction time	Result	
1	137	LEMAÎTRE Christophe	FRA	15 JUN 1990	3	0.153	10.44	Q
2	290	BASCIANI Francesco	ITA	11 APR 1991	1	0.160	10.64	Q
3	385	LAWRESZUK Marcin	POL	1 JUL 1990	6	0.170	10.68	Q
4	206	FÖSTL Florian	GER	28 JUN 1991	2	0.168	10.78	Q
5	269	COLVERT Steven	IRL	24 AUG 1990	8	0.185	10.83	
6	335	REKLYS Tomas	LTU	8 AUG 1990	4	0.177	10.85	
7	415	FERREIRA Bruno	POR	27 MAY 1990	7	0.169	10.91	
8	342	LUKA Rakic	MNE	2 AUG 1991	5	0.178	11.34	=PB

100m Men
Round 1 Heat 4 (5)
23 JUL 2009 / 11:53

Wind: -1.5 m/s

Rank	Bib	Name	Nat	Date of Birth	Lane	Reaction time	Result	
1	349	PHILIP Lindell	NED	26 MAR 1990	6	0.161	10.55	Q PB
2	315	ROSICHINI Valerio	ITA	7 FEB 1990	7	0.201	10.63	Q
3	156	AYANFUL Eugene	GBR	14 MAY 1990	1	0.178	10.63	Q
4	123	BUREL Romain	FRA	6 JUL 1991	8	0.174	10.67	Q
5	114	SILVENTOINEN Risto	FIN	30 NOV 1990	2	0.158	10.89	
6	530	YILDIZ Mustafa	TUR	1 MAR 1990	5	0.164	11.00	
7	246	CAVILLA Andrew	GIB	4 FEB 1992	3	0.221	11.84	
	279	RUSSELL Chris	IRL	7 JUN 1990	4		DNS	


100m Men
Round 1 Heat 5 (5)
23 JUL 2009 / 11:59

Wind: -1.5 m/s

Rank	Bib	Name	Nat	Date of Birth	Lane	Reaction time	Result	
1	52	RÍCAR Martin	CZE	28 MAY 1991	3	0.155	10.74	Q
2	90	VILES Eduard	ESP	8 FEB 1991	4	0.151	10.78	Q
3	166	GALLIERS Max	GBR	28 JAN 1990	8	0.161	10.79	Q
4	375	GAUZA Lukasz	POL	17 APR 1990	5	0.161	10.83	Q
5	537	PANKEVYCH Andriy	UKR	4 MAY 1990	6	0.157	10.97	
6	508	SENNUNG David	SWE	24 AUG 1991	7	0.146	11.00	
7	469	MILINKOVIC Nikola	SRB	13 JAN 1991	2	0.150	11.24	
8	523	SAFER Izzet	TUR	10 JUL 1990	1	0.160	12.00	

Qualified: First 4 in each heat (Q) and 4 best performers (q) advance to the Semifinals

 INTERNET Service: www.european-athletics.org

 Timing, Measurement and Data Service by 

printed at SUN 26 JUL 2009 19:35

Page 4 of 44

Results

**100m Men
Semifinal**

23 JUL 2009 / 18:05

Rank	Bib	Name	Nat	Date of Birth	Lane	Result
1	137	LEMAÎTRE Christophe	FRA	15 JUN 1990	3	10.26 Q
2	156	AYANFUL Eugene	GBR	14 MAY 1990	6	10.47 Q
3	184	ROBERTSON Andrew	GBR	17 DEC 1990	5	10.59 Q
4	311	OBOU Delmas	ITA	25 OCT 1991	4	10.60 Q
5	315	ROSICHINI Valerio	ITA	7 FEB 1990	4	10.61 q
6	402	SZCZESNIAK Artur	POL	30 JAN 1991	1	10.63 q
7	504	OLSSON Benjamin	SWE	29 JAN 1991	8	10.64
7	87	PROS Rubén	ESP	5 MAR 1990	5	10.64
7	52	RÍCAR Martin	CZE	28 MAY 1991	6	10.64
10	68	CÁCERES Eusebio	ESP	10 SEP 1991	3	10.66
11	123	BUREL Romain	FRA	6 JUL 1991	7	10.68
11	58	ZICH Václav	CZE	4 SEP 1990	2	10.68
13	7	GULIYEV Ramil	AZE	29 MAY 1990	6	10.69 Q
14	166	GALLIERS Max	GBR	28 JAN 1990	8	10.72 Q
15	290	BASCIANI Francesco	ITA	11 APR 1991	3	10.72
16	90	VILES Eduard	ESP	8 FEB 1991	4	10.73
17	349	PHILIP Lindell	NED	26 MAR 1990	5	10.75
18	209	GÖLTL Felix	GER	23 MAR 1990	7	10.80
19	100	PULST Richard	EST	4 DEC 1991	2	10.81
20	375	GAUZA Lukasz	POL	17 APR 1990	1	10.82
21	497	KLING-BAPTISTE Tom	SWE	29 AUG 1990	8	10.84
22	385	LAWRESZUK Marcin	POL	1 JUL 1990	7	10.86
23	142	MOUNOUSSAMY Loic Rene Elyse	FRA	29 MAR 1990	1	10.86
24	206	FÖSTL Florian	GER	28 JUN 1991	2	11.08

**100m Men
Semifinal 1 (3)**

23 JUL 2009 / 18:05

Wind: -1.3 m/s

Rank	Bib	Name	Nat	Date of Birth	Lane	Reaction time	Result
1	7	GULIYEV Ramil	AZE	29 MAY 1990	6	0.191	10.69 Q
2	166	GALLIERS Max	GBR	28 JAN 1990	8	0.180	10.72 Q
3	290	BASCIANI Francesco	ITA	11 APR 1991	3	0.155	10.72
4	90	VILES Eduard	ESP	8 FEB 1991	4	0.176	10.73
5	349	PHILIP Lindell	NED	26 MAR 1990	5	0.211	10.75
6	385	LAWRESZUK Marcin	POL	1 JUL 1990	7	0.167	10.86
7	142	MOUNOUSSAMY Loic Rene Elyse	FRA	29 MAR 1990	1	0.171	10.86
8	206	FÖSTL Florian	GER	28 JUN 1991	2	0.175	11.08


**100m Men
Semifinal 2 (3)**

23 JUL 2009 / 18:12

Wind: -1.3 m/s

Rank	Bib	Name	Nat	Date of Birth	Lane	Reaction time	Result
1	137	LEMAÎTRE Christophe	FRA	15 JUN 1990	3	0.149	10.26 Q
2	156	AYANFUL Eugene	GBR	14 MAY 1990	6	0.161	10.47 Q
3	315	ROSICHINI Valerio	ITA	7 FEB 1990	4	0.213	10.61 q
4	402	SZCZESNIAK Artur	POL	30 JAN 1991	1	0.158	10.63 q
5	87	PROS Rubén	ESP	5 MAR 1990	5	0.146	10.64
6	58	ZICH Václav	CZE	4 SEP 1990	2	0.136	10.68
7	209	GÖLTL Felix	GER	23 MAR 1990	7	0.134	10.80
8	497	KLING-BAPTISTE Tom	SWE	29 AUG 1990	8	0.173	10.84

INTERNET Service: www.european-athletics.org

Timing, Measurement and Data Service by  OMEGA

printed at SUN 26 JUL 2009 19:35

Page 5 of 44

Results

**100m Men
Semifinal 3 (3)**
23 JUL 2009 / 18:19

Wind: -1.5 m/s

Rank	Bib	Name	Nat	Date of Birth	Lane	Reaction time	Result
1	184	ROBERTSON Andrew	GBR	17 DEC 1990	5	0.165	10.59 Q
2	311	OBOU Delmas	ITA	25 OCT 1991	4	0.147	10.60 Q
3	504	OLSSON Benjamin	SWE	29 JAN 1991	8	0.159	10.64
4	52	RÍCAR Martin	CZE	28 MAY 1991	6	0.135	10.64
5	68	CÁCERES Eusebio	ESP	10 SEP 1991	3	0.152	10.66
6	123	BUREL Romain	FRA	6 JUL 1991	7	0.146	10.68
7	100	PULST Richard	EST	4 DEC 1991	2	0.136	10.81
8	375	GAUZA Lukasz	POL	17 APR 1990	1	0.179	10.82

Qualified: First 2 in each heat (Q) and 2 best performers (q) advance to the Final

**400m Men
Round 1**
23 JUL 2009 / 12:10

Rank	Bib	Name	Nat	Date of Birth	Lane	Result
1	160	CLARKE Chris	GBR	25 JAN 1990	6	46.87 Q
2	459	VONCINA Erik	SLO	14 JAN 1990	5	46.96 Q NJR
3	262	KOVÁCS Zoltán	HUN	19 JUN 1990	7	46.98 Q PB
4	141	MINYEM Martial	FRA	26 OCT 1990	8	46.99 q PB
5	244	ZENDER Niklas	GER	28 AUG 1990	8	47.26 Q
6	181	PERSENT Louis	GBR	18 JUL 1990	4	47.36 Q
7	380	JAROS Andrzej	POL	19 JUL 1990	7	47.47 Q
8	294	CAPPELLIN Francesco	ITA	18 AUG 1990	6	47.52 Q PB
9	324	BALTUŠS Janis	LAT		5	47.63 Q PB
10	352	SPILLEKOM Dennis	NED	7 AUG 1990	4	47.68 q
11	217	KAISER Marco	GER	21 JAN 1991	5	47.82 Q
12	376	GRYNKIEWICZ Marcin	POL	29 MAR 1990	6	47.86 Q
13	263	LUKÁCS Máté	HUN	15 DEC 1990	2	47.88 Q
14	479	LUTZ Silvan	SUI	17 OCT 1990	2	47.98 q PB
15	484	MOKRÁŠ Juraj	SVK		2	48.12 q
16	79	GONZÁLEZ Adrián	ESP	26 FEB 1990	5	48.18 Q
17	455	JOVANOVIĆ Uros	SLO	2 APR 1991	2	48.19
18	194	ZILBERSHTEIN Endrik	GEO	10 FEB 1990	3	48.25
19	313	PEDRAZZOLI Alessandro	ITA	20 APR 1991	1	48.26
20	280	RYAN Billy	IRL	17 NOV 1990	4	48.30 PB
21	475	ANGELELLA Daniele	SUI	12 MAR 1991	3	48.31 PB
22	38	UDILJAK Hrvoje	CRO	31 OCT 1990	4	48.46
23	32	GANCHEV Georgi	BUL	4 MAY 1990	7	48.52
24	486	TURCÁNI Roman	SVK	28 MAR 1990	3	48.93
25	467	JOVANOVIĆ Bojan	SRB	30 JUN 1990	8	49.33
26	40	ANASTASIOU Stephanos	CYP	11 AUG 1990	8	50.69
27	341	EFREMOV Kristijan	MKD	31 AUG 1990	3	50.96
	175	HUNTER James	GBR	4 JUN 1990	7	DNF
	314	RAVASIO Francesco	ITA	6 APR 1991	6	DQ R 163.3

Results

400m Men
Round 1 Heat 1 (4)
23 JUL 2009 / 12:10

Rank	Bib	Name	Nat	Date of Birth	Lane	Reaction time	Result
1	244	ZENDER Niklas	GER	28 AUG 1990	8	0.184	47.26 Q
2	294	CAPPELLIN Francesco	ITA	18 AUG 1990	6	0.219	47.52 Q PB
3	324	BALTUŠS Janis	LAT		5	0.228	47.63 Q PB
4	352	SPILLEKOM Dennis	NED	7 AUG 1990	4	0.195	47.68 q
5	484	MOKRÁŠ Juraj	SVK		2	0.205	48.12 q
6	475	ANGELELLA Daniele	SUI	12 MAR 1991	3	0.161	48.31 PB
	175	HUNTER James	GBR	4 JUN 1990	7	0.170	DNF

400m Men
Round 1 Heat 2 (4)
23 JUL 2009 / 12:17

Rank	Bib	Name	Nat	Date of Birth	Lane	Reaction time	Result
1	217	KAISER Marco	GER	21 JAN 1991	5	0.208	47.82 Q
2	376	GRYNKIEWICZ Marcin	POL	29 MAR 1990	6	0.221	47.86 Q
3	263	LUKÁCS Máté	HUN	15 DEC 1990	2	0.189	47.88 Q
4	313	PEDRAZZOLI Alessandro	ITA	20 APR 1991	1	0.707	48.26
5	38	UDILJAK Hrvoje	CRO	31 OCT 1990	4	0.187	48.46
6	32	GANCHEV Georgi	BUL	4 MAY 1990	7	0.155	48.52
7	467	JOVANOVIC Bojan	SRB	30 JUN 1990	8	0.196	49.33
8	341	EFREMOV Kristijan	MKD	31 AUG 1990	3	0.176	50.96

400m Men
Round 1 Heat 3 (4)
23 JUL 2009 / 12:24

Rank	Bib	Name	Nat	Date of Birth	Lane	Reaction time	Result
1	181	PERSENT Louis	GBR	18 JUL 1990	4	0.191	47.36 Q
2	380	JAROS Andrzej	POL	19 JUL 1990	7	0.271	47.47 Q
3	79	GONZÁLEZ Adrián	ESP	26 FEB 1990	5	0.301	48.18 Q
4	455	JOVANOVIC Uros	SLO	2 APR 1991	2	0.144	48.19
5	194	ZILBERSHTEIN Endrik	GEO	10 FEB 1990	3	0.206	48.25
6	40	ANASTASIOU Stephanos	CYP	11 AUG 1990	8	0.277	50.69
	314	RAVASIO Francesco	ITA	6 APR 1991	6	0.285	DQ R 163.3

400m Men
Round 1 Heat 4 (4)
23 JUL 2009 / 12:31

Rank	Bib	Name	Nat	Date of Birth	Lane	Reaction time	Result
1	160	CLARKE Chris	GBR	25 JAN 1990	6	0.277	46.87 Q
2	459	VONCINA Erik	SLO	14 JAN 1990	5	0.184	46.96 Q NJR
3	262	KOVÁCS Zoltán	HUN	19 JUN 1990	7	0.289	46.98 Q PB
4	141	MINYEM Martial	FRA	26 OCT 1990	8	0.298	46.99 q PB
5	479	LUTZ Silvan	SUI	17 OCT 1990	2	0.164	47.98 q PB
6	280	RYAN Billy	IRL	17 NOV 1990	4	0.203	48.30 PB
7	486	TURCÁNI Roman	SVK	28 MAR 1990	3	0.146	48.93

Qualified: First 3 in each heat (Q) and 4 best performers (q) advance to the Semifinals

Results

**400m Men
Semifinal**

23 JUL 2009 / 16:55

Rank	Bib	Name	Nat	Date of Birth	Lane	Result
1	160	CLARKE Chris	GBR	25 JAN 1990	6	46.71 Q
2	262	KOVÁCS Zoltán	HUN	19 JUN 1990	7	47.05 Q
3	244	ZENDER Niklas	GER	28 AUG 1990	6	47.10 Q
4	380	JAROS Andrzej	POL	19 JUL 1990	5	47.18 Q
5	181	PERSENT Louis	GBR	18 JUL 1990	3	47.29 Q
6	217	KAISER Marco	GER	21 JAN 1991	5	47.37 Q
7	263	LUKÁCS Máté	HUN	15 DEC 1990	8	47.39 q PB
8	376	GRYNKIEWICZ Marcin	POL	29 MAR 1990	3	47.58 q
9	459	VONCINA Erik	SLO	14 JAN 1990	4	47.66
10	294	CAPPELLIN Francesco	ITA	18 AUG 1990	4	47.89
11	141	MINYEM Martial	FRA	26 OCT 1990	2	47.96
12	352	SPILLEKOM Dennis	NED	7 AUG 1990	1	48.42
13	479	LUTZ Silvan	SUI	17 OCT 1990	2	48.80
14	79	GONZÁLEZ Adrián	ESP	26 FEB 1990	8	48.87
15	484	MOKRÁŠ Juraj	SVK		1	49.84
16	324	BALTUŠS Janis	LAT		7	50.36

**400m Men
Semifinal 1 (2)**

23 JUL 2009 / 16:55

Rank	Bib	Name	Nat	Date of Birth	Lane	Reaction time	Result
1	160	CLARKE Chris	GBR	25 JAN 1990	6	0.177	46.71 Q
2	262	KOVÁCS Zoltán	HUN	19 JUN 1990	7	0.286	47.05 Q
3	217	KAISER Marco	GER	21 JAN 1991	5	0.212	47.37 Q
4	376	GRYNKIEWICZ Marcin	POL	29 MAR 1990	3	0.181	47.58 q
5	459	VONCINA Erik	SLO	14 JAN 1990	4	0.176	47.66
6	141	MINYEM Martial	FRA	26 OCT 1990	2	0.174	47.96
7	79	GONZÁLEZ Adrián	ESP	26 FEB 1990	8	0.192	48.87
8	484	MOKRÁŠ Juraj	SVK		1	0.178	49.84

**400m Men
Semifinal 2 (2)**

23 JUL 2009 / 17:02

Rank	Bib	Name	Nat	Date of Birth	Lane	Reaction time	Result
1	244	ZENDER Niklas	GER	28 AUG 1990	6	0.252	47.10 Q
2	380	JAROS Andrzej	POL	19 JUL 1990	5	0.189	47.18 Q
3	181	PERSENT Louis	GBR	18 JUL 1990	3	0.211	47.29 Q
4	263	LUKÁCS Máté	HUN	15 DEC 1990	8	0.184	47.39 q PB
5	294	CAPPELLIN Francesco	ITA	18 AUG 1990	4	0.244	47.89
6	352	SPILLEKOM Dennis	NED	7 AUG 1990	1	0.197	48.42
7	479	LUTZ Silvan	SUI	17 OCT 1990	2	0.182	48.80
8	324	BALTUŠS Janis	LAT		7	0.244	50.36

Qualified: First 3 in each heat (Q) and 2 best performers (q) advance to the Final

Results

Decathlon
400m Men - Decathlon
23 JUL 2009 / 19:55

Rank	Bib	Name	Nat	Date of Birth	Lane	Result	Points
1	219	KAZMIREK Kai	GER	28 JAN 1991	5	47.11	953 PB
2	45	HEDVICÁK Jaroslav	CZE	13 DEC 1990	7	48.09	905 PB
3	282	LÁRUSSON Einar Daði	ISL	10 MAY 1990	6	48.56	882 PB
4	503	OLSON Petter	SWE	14 FEB 1991	6	49.06	858 PB
5	171	GUEST David	GBR	8 NOV 1991	4	49.25	849
6	3	DISTELBERGER Dominik	AUT	16 MAR 1990	4	49.34	845 NJR
7	115	SOLA Juha	FIN	26 JAN 1990	1	49.45	840 PB
8	507	ROSENQUIST Fabian	SWE	1 APR 1991	4	49.45	840 PB
9	17	VAN DER PLAETSEN Thomas	BEL	24 DEC 1990	2	49.67	830 PB
10	159	BRYANT Ashley	GBR	17 MAY 1991	1	50.01	814
11	298	COMBI Stefano	ITA	9 MAR 1990	5	50.02	814 PB
12	46	HELCELET Adam	CZE	27 OCT 1991	6	50.13	809 PB
13	167	GARDINER Daniel	GBR	25 JUN 1990	2	50.82	777 SB
14	293	CALVI Michele	ITA	7 JUN 1990	5	50.98	770 PB
15	500	NILSSON Marcus	SWE	3 MAY 1991	7	51.00	769 =PB
16	116	TASKINEN Eetu	FIN	8 AUG 1991	3	51.09	765
17	476	ANTILLE Flavien	SUI	1 FEB 1990	5	51.20	760 PB
18	208	GILDE Maximilian	GER	5 JAN 1990	7	51.44	749 PB
19	131	FENRICH Benjamin	FRA	11 JUN 1990	3	51.47	748 PB
20	93	JÖEVÁLI Kaarel	EST	8 JAN 1990	6	51.87	730
21	450	TEPTIN Yevgeniy	RUS	16 MAR 1990	3	51.95	727 SB
22	441	LUKYANENKO Artem	RUS	30 JAN 1990	3	52.08	721
23	136	LELIEVRE Jeremy	FRA	8 FEB 1991	2	52.29	712
24	50	PAŠIAK Adam	CZE	18 JUL 1990	2	52.62	698 PB
25	449	SVIRIDOV Sergey	RUS	20 OCT 1990	4	53.84	646

Decathlon
400m Men - Decathlon Heat 1 (4)
23 JUL 2009 / 19:55

Rank	Bib	Name	Nat	Date of Birth	Lane	Reaction time	Result	Points
1	3	DISTELBERGER Dominik	AUT	16 MAR 1990	4	0.184	49.34	845 NJR
2	476	ANTILLE Flavien	SUI	1 FEB 1990	5	0.203	51.20	760 PB
3	93	JÖEVÁLI Kaarel	EST	8 JAN 1990	6	0.262	51.87	730
4	450	TEPTIN Yevgeniy	RUS	16 MAR 1990	3	0.225	51.95	727 SB
5	50	PAŠIAK Adam	CZE	18 JUL 1990	2	0.178	52.62	698 PB

Decathlon
400m Men - Decathlon Heat 2 (4)
23 JUL 2009 / 20:01

Rank	Bib	Name	Nat	Date of Birth	Lane	Reaction time	Result	Points
1	46	HELCELET Adam	CZE	27 OCT 1991	6	0.150	50.13	809 PB
2	167	GARDINER Daniel	GBR	25 JUN 1990	2	0.169	50.82	777 SB
3	293	CALVI Michele	ITA	7 JUN 1990	5	0.176	50.98	770 PB
4	208	GILDE Maximilian	GER	5 JAN 1990	7	0.266	51.44	749 PB
5	131	FENRICH Benjamin	FRA	11 JUN 1990	3	0.185	51.47	748 PB
6	449	SVIRIDOV Sergey	RUS	20 OCT 1990	4	0.157	53.84	646

Results

Decathlon
400m Men - Decathlon Heat 3 (4)
23 JUL 2009 / 20:07

Rank	Bib	Name	Nat	Date of Birth	Lane	Reaction time	Result	Points
1	282	LÁRUSSON Einar Daði	ISL	10 MAY 1990	6	0.177	48.56	882 PB
2	115	SOLA Juha	FIN	26 JAN 1990	1	0.220	49.45	840 PB
3	507	ROSENQUIST Fabian	SWE	1 APR 1991	4	0.197	49.45	840 PB
4	17	VAN DER PLAETSEN Thomas	BEL	24 DEC 1990	2	0.184	49.67	830 PB
5	298	COMBI Stefano	ITA	9 MAR 1990	5	0.172	50.02	814 PB
6	500	NILSSON Marcus	SWE	3 MAY 1991	7	0.182	51.00	769 =PB
7	116	TASKINEN Eetu	FIN	8 AUG 1991	3	0.174	51.09	765

Decathlon
400m Men - Decathlon Heat 4 (4)
23 JUL 2009 / 20:13

Rank	Bib	Name	Nat	Date of Birth	Lane	Reaction time	Result	Points
1	219	KAZMIREK Kai	GER	28 JAN 1991	5	0.139	47.11	953 PB
2	45	HEDVICÁK Jaroslav	CZE	13 DEC 1990	7	0.277	48.09	905 PB
3	503	OLSON Petter	SWE	14 FEB 1991	6	0.213	49.06	858 PB
4	171	GUEST David	GBR	8 NOV 1991	4	0.208	49.25	849
5	159	BRYANT Ashley	GBR	17 MAY 1991	1	0.206	50.01	814
6	441	LUKYANENKO Artem	RUS	30 JAN 1990	3	0.195	52.08	721
7	136	LELIEVRE Jeremy	FRA	8 FEB 1991	2	0.223	52.29	712

1500m Men
Round 1
23 JUL 2009 / 17:30

Rank	Bib	Name	Nat	Date of Birth	Order	Result
1	124	CANTERO Bryan	FRA	28 APR 1991	13	3:44.89 Q PB
2	67	BUSTOS David	ESP	25 AUG 1990	11	3:46.23 Q
3	403	SZNURA Szymon	POL	7 MAR 1990	1	3:46.29 Q
4	465	CEROVAC Nemanja	SRB	16 NOV 1991	10	3:46.43 Q PB
5	179	MURRAY Ross	GBR	8 OCT 1990	9	3:46.54 q
6	532	KAZBAN Artem	UKR	23 MAR 1990	6	3:46.93 q
7	162	CLORLEY Daniel	GBR	1 OCT 1990	8	3:47.88 q
8	514	ÇEVİK Resul	TUR	1990	7	3:49.66 q
9	125	DAHMANI Samir	FRA	3 APR 1991	9	3:52.01 Q
10	154	ZOUHRY Anass	FRA	15 MAY 1991	10	3:52.06 Q
11	172	HORSFIELD Simon	GBR	11 MAY 1990	8	3:52.17 Q
12	498	LEANDERSSON Jonas	SWE	26 JAN 1991	6	3:52.20 Q
13	411	ZEBROWSKI Krzysztof	POL	9 JUL 1990	2	3:52.32
14	362	INGEBRIGTSEN Henrik	NOR	24 FEB 1991	4	3:53.69
15	382	KALINOWSKI Grzegorz	POL	22 SEP 1990	7	3:54.12
16	528	ULUS Cihat	TUR	1 FEB 1990	2	3:55.46
17	438	KOMAROV Aleksander	RUS	18 SEP 1990	1	3:55.61
18	80	IMEDIO Alberto	ESP	24 MAY 1991	3	3:55.91
19	274	O'HARE James	IRL	26 DEC 1990	11	3:56.84
20	419	MOREIRA Miguel	POR	4 FEB 1991	5	3:57.44
21	490	DANIELSSON Anton	SWE	14 MAR 1990	4	4:01.58
22	281	WARD Ian	IRL	17 MAR 1990	3	4:03.19
23	526	TUNA Abdulgani	TUR	18 FEB 1991	12	4:10.02
24	278	ROBINSON Paul	IRL	24 MAY 1991	5	4:16.21
	350	POLDERMAN Jurjen	NED	21 APR 1991	12	DNF

Results

1500m Men
Round 1 Heat 1 (2)
23 JUL 2009 / 17:30

Rank	Bib	Name	Nat	Date of Birth	Order	Result
1	125	DAHMANI Samir	FRA	3 APR 1991	9	3:52.01 Q
2	154	ZOUHRY Anass	FRA	15 MAY 1991	10	3:52.06 Q
3	172	HORSFIELD Simon	GBR	11 MAY 1990	8	3:52.17 Q
4	498	LEANDERSSON Jonas	SWE	26 JAN 1991	6	3:52.20 Q
5	411	ZEBROWSKI Krzysztof	POL	9 JUL 1990	2	3:52.32
6	362	INGEBRIGTSEN Henrik	NOR	24 FEB 1991	4	3:53.69
7	382	KALINOWSKI Grzegorz	POL	22 SEP 1990	7	3:54.12
8	438	KOMAROV Aleksander	RUS	18 SEP 1990	1	3:55.61
9	80	IMEDIO Alberto	ESP	24 MAY 1991	3	3:55.91
10	274	O'HARE James	IRL	26 DEC 1990	11	3:56.84
11	526	TUNA Abdulgani	TUR	18 FEB 1991	12	4:10.02
12	278	ROBINSON Paul	IRL	24 MAY 1991	5	4:16.21

Intermediate times:

400m	1:02.95	382	KALINOWSKI Grzegorz (POL)
800m	2:09.05	172	HORSFIELD Simon (GBR)
1200m	3:08.91	125	DAHMANI Samir (FRA)

1500m Men
Round 1 Heat 2 (2)
23 JUL 2009 / 17:40

Rank	Bib	Name	Nat	Date of Birth	Order	Result
1	124	CANTERO Bryan	FRA	28 APR 1991	13	3:44.89 Q PB
2	67	BUSTOS David	ESP	25 AUG 1990	11	3:46.23 Q
3	403	SZNURA Szymon	POL	7 MAR 1990	1	3:46.29 Q
4	465	CEROVAC Nemanja	SRB	16 NOV 1991	10	3:46.43 Q PB
5	179	MURRAY Ross	GBR	8 OCT 1990	9	3:46.54 q
6	532	KAZBAN Artem	UKR	23 MAR 1990	6	3:46.93 q
7	162	CLORLEY Daniel	GBR	1 OCT 1990	8	3:47.88 q
8	514	ÇEVİK Resul	TUR	1990	7	3:49.66 q
9	528	ULUS Cihat	TUR	1 FEB 1990	2	3:55.46
10	419	MOREIRA Miguel	POR	4 FEB 1991	5	3:57.44
11	490	DANIELSSON Anton	SWE	14 MAR 1990	4	4:01.58
12	281	WARD Ian	IRL	17 MAR 1990	3	4:03.19
	350	POLDERMAN Jurjen	NED	21 APR 1991	12	DNF

Intermediate times:

400m	57.23	532	KAZBAN Artem (UKR)
800m	1:59.49	532	KAZBAN Artem (UKR)
1200m	3:01.42	403	SZNURA Szymon (POL)

Qualified: First 4 in each heat (Q) and 4 best performers (q) advance to the Final

Results

**10000m Men
Final**


23 JUL 2009 / 19:10

Rank	Bib	Name	Nat	Date of Birth	Order	Result	
1	8	IBRAHIMOV Hayle	AZE	18 JAN 1990	4	30:06.64	NJR
2	176	LAWSON Simon	GBR	28 MAR 1990	11	30:35.62	
3	26	PLATONAU Sjarhei	BLR	12 DEC 1990	15	30:55.92	PB
4	170	GRIFFITHS Dewi	GBR	19 AUG 1991	1	31:14.54	
5	83	MOLA Mario	ESP	23 FEB 1990	7	31:18.55	
6	19	VANSTREELS Dieter	BEL	27 DEC 1990	5	31:35.89	
7	10	BOUCHIKHI Soufiane	BEL	22 MAR 1990	9	31:46.38	
8	425	FARKAS Lajos	ROU	3 MAR 1990	12	31:55.55	
9	259	KISS Dávid	HUN	30 MAR 1991	3	32:30.22	
10	516	DEMIR Ozan	TUR	20 MAY 1990	13	32:40.72	
11	89	VILA Adria	ESP	29 JUN 1990	16	32:42.47	
12	440	KUZMIN Andrey	RUS	16 JAN 1991	6	32:45.93	
13	283	AKAL Asnakew	ISR	14 FEB 1990	2	33:17.16	
	466	HASANOVIC Muamer	SRB	13 OCT 1990	14	DNF	
	522	PAK Huseyin	TUR	15 OCT 1991	17	DNF	
	287	TEKELE Indelau	ISR	24 MAR 1991	8	DNF	
	91	VILLA Jaime	ESP	17 APR 1990	10	DNF	

Intermediate times:

1000m	3:05.78	425	FARKAS Lajos (ROU)
2000m	6:09.36	176	LAWSON Simon (GBR)
3000m	9:12.36	8	IBRAHIMOV Hayle (AZE)
4000m	12:13.42	8	IBRAHIMOV Hayle (AZE)
5000m	15:08.35	8	IBRAHIMOV Hayle (AZE)
6000m	17:59.61	8	IBRAHIMOV Hayle (AZE)
7000m	21:00.03	8	IBRAHIMOV Hayle (AZE)
8000m	24:02.94	8	IBRAHIMOV Hayle (AZE)
9000m	27:06.40	8	IBRAHIMOV Hayle (AZE)

INTERNET Service: www.european-athletics.org

Timing, Measurement and Data Service by  **OMEGA**

printed at SUN 26 JUL 2009 19:35

Page 12 of 44

Results

**High Jump Men
Qualification**

23 JUL 2009 / 10:00

Rank	Bib	Name	Nat	Date of Birth	Order	Result
1	443	MUDROV Sergey	RUS	8 SEP 1990	8	2.15 Q
1	525	TAN Ümit	TUR	16 JUL 1990	8	2.15 Q
3	270	FOROUGHİ Kourosh	IRL	14 AUG 1990	7	2.15 Q
3	25	NAUMOVICH Artsiom	BLR	19 FEB 1991	10	2.15 Q =PB
5	394	PROKOPCZUK Lukasz	POL	2 JAN 1990	1	2.15 Q
6	163	EDWARDS Mike	GBR	11 JUL 1990	11	2.10 q
6	358	EGELAND Kjølrv	NOR	2 JUL 1990	2	2.10 q
6	398	RUTKOWSKI Jaroslaw	POL	11 AUG 1991	3	2.10 q
6	88	SANCHO Miguel Ángel	ESP	24 APR 1990	9	2.10 q
6	239	TARNOWSKI Sven	GER	4 MAR 1990	7	2.10 q
11	291	BIAGGI Lorenzo	ITA	15 JAN 1990	5	2.10 q
12	264	PÁL Robin	HUN	13 MAY 1991	6	2.10 q
12	276	PENDER Barry	IRL	2 APR 1990	12	2.10 q
14	229	MEIER Hendrik	GER	19 MAR 1990	13	2.10
15	199	BRÄUTIGAM Oliver	GER	4 DEC 1990	2	2.10
16	157	BAILEY Sam	GBR	15 SEP 1991	5	2.05
16	328	KARABEŠKO Martinš	LAT	21 DEC 1990	12	2.05
16	249	MÁSTORAS Adónios	GRE	6 JAN 1991	10	2.05
19	509	SUNDLÖF Erik	SWE	26 JUN 1991	9	2.05
20	337	BALAN Anton	MDA	3 JUL 1990	11	2.05
20	512	BIRINCI Serhat	TUR	13 MAY 1990	3	2.05
22	255	FAJOYOMI Viktor	HUN	27 MAR 1991	6	2.05
23	289	AZZARO Roberto	ITA	29 JUL 1990	4	2.00
23	55	SOMMERSCHUH Jan	CZE	21 MAY 1990	1	2.00
25	460	MATTEO Mosconi	SMR		4	1.95 =PB

		1.85	1.90	1.95	2.00	2.05	2.10	2.15
1	443	MUDROV Sergey	-	-	-	o	o	o
1	525	TAN Ümit	-	-	-	o	o	o
3	270	FOROUGHİ Kourosh	-	-	-	o	o	xxo
3	25	NAUMOVICH Artsiom	-	o	-	o	o	xxo
5	394	PROKOPCZUK Lukasz	-	-	o	o	o	xxo
6	163	EDWARDS Mike	-	-	-	o	o	xxx
6	358	EGELAND Kjølrv	-	-	-	o	o	xxx
6	398	RUTKOWSKI Jaroslaw	-	-	o	o	o	xxx
6	88	SANCHO M	-	-	-	o	o	xxx
6	239	TARNOWSKI Sven	-	-	-	o	o	xxx
11	291	BIAGGI Lorenzo	-	o	o	o	o	xxx
12	264	PÁL Robin	-	-	o	o	o	xxx
12	276	PENDER Barry	-	-	-	o	o	xxx
14	229	MEIER Hendrik	-	-	-	o	o	xxx
15	199	BRÄUTIGAM Oliver	-	-	-	o	o	xxx
16	157	BAILEY Sam	-	-	-	o	o	xxx
16	328	KARABEŠKO Martinš	-	-	-	o	o	xxx
16	249	MÁSTORAS Adónios	-	-	-	o	o	xxx
19	509	SUNDLÖF Erik	-	-	o	o	o	xxx
20	337	BALAN Anton	o	o	o	o	o	xxx
20	512	BIRINCI Serhat	-	-	-	o	o	xxx
22	255	FAJOYOMI Viktor	-	-	o	o	o	xxx
23	289	AZZARO Roberto	-	o	o	o	o	xxx
23	55	SOMMERSCHUH Jan	-	-	o	o	o	xxx
25	460	MATTEO Mosconi	o	o	o	o	o	xxx

Results

High Jump Men
Qualification Group A
23 JUL 2009 / 10:00

Rank	Bib	Name	Nat	Date of Birth	Order	Result
1	443	MUDROV Sergey	RUS	8 SEP 1990	8	2.15 Q
2	270	FOROUGH I Kourosh	IRL	14 AUG 1990	7	2.15 Q
3	394	PROKOPCZUK Lukasz	POL	2 JAN 1990	1	2.15 Q
4	264	PÁL Robin	HUN	13 MAY 1991	6	2.10 q
5	199	BRÄUTIGAM Oliver	GER	4 DEC 1990	2	2.10
6	157	BAILEY Sam	GBR	15 SEP 1991	5	2.05
6	328	KARABEŠKO Martinš	LAT	21 DEC 1990	12	2.05
6	249	MÁSTORAS Adónios	GRE	6 JAN 1991	10	2.05
9	509	SUNDLÖF Erik	SWE	26 JUN 1991	9	2.05
10	337	BALAN Anton	MDA	3 JUL 1990	11	2.05
10	512	BIRINCI Serhat	TUR	13 MAY 1990	3	2.05
12	289	AZZARO Roberto	ITA	29 JUL 1990	4	2.00


	1.85	1.90	1.95	2.00	2.05	2.10	2.15
1	443	MUDROV Sergey	-	-	o	o	o
2	270	FOROUGH I Kourosh	-	-	o	o	xxo
3	394	PROKOPCZUK Lukasz	-	o	o	o	xxo
4	264	PÁL Robin	-	o	o	xx	xxx
5	199	BRÄUTIGAM Oliver	-	xo	o	xxo	xxx
6	157	BAILEY Sam	-	-	o	xxx	xxx
6	328	KARABEŠKO Martinš	-	-	o	xxx	xxx
6	249	MÁSTORAS Adónios	-	-	o	xxx	xxx
9	509	SUNDLÖF Erik	-	xo	xo	o	xxx
10	337	BALAN Anton	o	o	o	xo	xxx
10	512	BIRINCI Serhat	-	-	o	xo	xxx
12	289	AZZARO Roberto	-	o	o	xxx	xxx

High Jump Men
Qualification Group B
23 JUL 2009 / 10:00

Rank	Bib	Name	Nat	Date of Birth	Order	Result
1	525	TAN Ümit	TUR	16 JUL 1990	8	2.15 Q
2	25	NAUMOVICH Artsiom	BLR	19 FEB 1991	10	2.15 Q =PB
3	163	EDWARDS Mike	GBR	11 JUL 1990	11	2.10 q
3	358	EGELAND Kjøl v	NOR	2 JUL 1990	2	2.10 q
3	398	RUTKOWSKI Jaroslaw	POL	11 AUG 1991	3	2.10 q
3	88	SANCHO Miguel Ángel	ESP	24 APR 1990	9	2.10 q
3	239	TARNOWSKI Sven	GER	4 MAR 1990	7	2.10 q
8	291	BIAGGI Lorenzo	ITA	15 JAN 1990	5	2.10 q
9	276	PENDER Barry	IRL	2 APR 1990	12	2.10 q
10	229	MEIER Hendrik	GER	19 MAR 1990	13	2.10
11	255	FAJOYOMI Viktor	HUN	27 MAR 1991	6	2.05
12	55	SOMMERSCHUH Jan	CZE	21 MAY 1990	1	2.00
13	460	MATTEO Mosconi	SMR		4	1.95 =PB

	1.85	1.90	1.95	2.00	2.05	2.10	2.15
1	525	TAN Ümit	-	-	o	o	o
2	25	NAUMOVICH Artsiom	-	o	-	o	xxo
3	163	EDWARDS Mike	-	-	-	o	xxx
3	358	EGELAND Kjøl v	-	-	o	o	xxx
3	398	RUTKOWSKI Jaroslaw	-	o	o	o	xxx
3	88	SANCHO M	-	-	o	o	xxx
3	239	TARNOWSKI Sven	-	-	o	o	xxx
8	291	BIAGGI Lorenzo	-	o	o	xo	xxx
9	276	PENDER Barry	-	-	o	xo	xxx
10	229	MEIER Hendrik	-	-	o	xo	xxx
11	255	FAJOYOMI Viktor	-	o	xxo	xxx	xxx
12	55	SOMMERSCHUH Jan	-	o	o	xxx	xxx
13	460	MATTEO Mosconi	o	o	o	xxx	xxx

Qualified: qualifying perf. 2.15 (Q) or 12 best performers (q) to the advance to the Final

INTERNET Service: www.european-athletics.org
Timing, Measurement and Data Service by 

printed at SUN 26 JUL 2009 19:35


Page 14 of 44

Results

Decathlon
High Jump Men - Decathlon
23 JUL 2009 / 15:50

Rank	Bib	Name	Nat	Date of Birth	Order	Result	Points
1	17	VAN DER PLAETSEN Thomas	BEL	24 DEC 1990	14	2.13	925 PB
2	219	KAZMIREK Kai	GER	28 JAN 1991	6	2.01	813 SB
3	476	ANTILLE Flavien	SUI	1 FEB 1990	1	1.98	785
4	50	PAŠIAK Adam	CZE	18 JUL 1990	3	1.98	785 PB
5	503	OLSON Petter	SWE	14 FEB 1991	11	1.98	785 PB
6	450	TEPTIN Yevgeniy	RUS	16 MAR 1990	2	1.95	758
7	507	ROSENQUIST Fabian	SWE	1 APR 1991	8	1.95	758 PB
8	208	GILDE Maximilian	GER	5 JAN 1990	5	1.92	731
8	46	HELCELET Adam	CZE	27 OCT 1991	12	1.92	731
10	171	GUEST David	GBR	8 NOV 1991	8	1.92	731
11	131	FENRICH Benjamin	FRA	11 JUN 1990	4	1.92	731 =PB
11	45	HEDVICÁK Jaroslav	CZE	13 DEC 1990	13	1.92	731 PB
13	93	JÖEVÁLI Kaarel	EST	8 JAN 1990	7	1.92	731
13	282	LÁRUSSON Einar Daði	ISL	10 MAY 1990	13	1.92	731 SB
15	115	SOLA Juha	FIN	26 JAN 1990	6	1.89	705
16	167	GARDINER Daniel	GBR	25 JUN 1990	3	1.89	705
17	3	DISTELBERGER Dominik	AUT	16 MAR 1990	9	1.86	679 PB
18	293	CALVI Michele	ITA	7 JUN 1990	7	1.86	679
19	500	NILSSON Marcus	SWE	3 MAY 1991	4	1.83	653
20	116	TASKINEN Eetu	FIN	8 AUG 1991	12	1.80	627 =PB
21	136	LELIEVRE Jeremy	FRA	8 FEB 1991	10	1.80	627
21	449	SVIRIDOV Sergey	RUS	20 OCT 1990	5	1.80	627 PB
23	159	BRYANT Ashley	GBR	17 MAY 1991	1	1.80	627
24	441	LUKYANENKO Artem	RUS	30 JAN 1990	11	1.77	602
25	298	COMBI Stefano	ITA	9 MAR 1990	14	1.74	577
	477	BACHMANN Manuel	SUI	26 MAR 1990	10	DNS	
	383	KRZESZEWSKI Rafal	POL	12 APR 1990	9	DNS	
	97	LEPIK Hendrik	EST	18 APR 1990	2	DNS	

			1.65	1.68	1.71	1.74	1.77	1.80	1.83	1.86	1.89	1.92	1.95	1.98	2.01	2.04	2.07	2.10	2.13	2.16
1	17	VAN DER PLAETSEN T	-	-	-	-	-	-	-	-	0	-	-	0	0	xxo	0	0	xo	x
2	219	KAZMIREK Kai	-	-	-	-	-	-	0	-	0	-	0	0	xo	xxx				
3	476	ANTILLE Flavien	-	-	-	-	-	-	-	xo	0	0	0	0	xxx					
4	50	PAŠIAK Adam	-	-	-	0	-	0	0	0	0	xo	0	xo	xxx					
5	503	OLSON Petter	-	-	-	-	-	-	0	0	0	0	xo	xxo	xo	xxx				
6	450	TEPTIN Yevgeniy	-	-	-	-	-	0	0	xo	0	xo	xo	xxx						
7	507	ROSENQUIST Fabian	-	-	-	0	0	0	0	0	0	xo	xxo	xxx						
8	208	GILDE Maximilian	-	-	-	-	-	-	0	-	xo	0	xxx							
8	46	HELCELET Adam	-	-	-	-	-	-	0	-	xo	0	xxx							
10	171	GUEST David	-	-	-	-	-	0	-	0	xxo	0	xxx							
11	131	FENRICH Benjamin	-	-	-	-	0	0	xxo	0	0	xo	xxx							
11	45	HEDVICÁK Jaroslav	-	-	-	-	0	-	xo	0	xo	xo	xxx							
13	93	JÖEVÁLI Kaarel	-	-	-	-	-	0	0	0	0	xo	xxo	xxx						
13	282	LÁRUSSON E	-	-	-	-	-	0	-	0	0	xo	xxo	xxx						
15	115	SOLA Juha	-	-	-	-	-	0	0	0	0	xo	xxx							
16	167	GARDINER Daniel	-	-	-	-	0	0	0	0	xxo	xxx								
17	3	DISTELBERGER D	-	-	-	-	0	0	xo	0	xxx									
18	293	CALVI Michele	-	-	0	-	0	-	xxo	0	xxx									
19	500	NILSSON Marcus	-	0	-	0	xxo	0	xxo	xxx										
20	116	TASKINEN Eetu	-	-	0	xo	0	xo	xxx											
21	136	LELIEVRE Jeremy	-	-	-	0	-	xxo	xxx											
21	449	SVIRIDOV Sergey	-	-	0	0	0	xxo	xxx											
23	159	BRYANT Ashley	-	-	xxo	0	0	xxo	xxx											
24	441	LUKYANENKO Artem	-	-	-	0	0	xxx												
25	298	COMBI Stefano	0	0	-	0	xxx													
	477	BACHMANN Manuel	-	-	-	-	-	-	-	-	-	-	-	-	-	-	-	-	-	-
	383	KRZESZEWSKI Rafal	-	-	-	-	-	-	-	-	-	-	-	-	-	-	-	-	-	-
	97	LEPIK Hendrik	-	-	-	-	-	-	-	-	-	-	-	-	-	-	-	-	-	-

INTERNET Service: www.european-athletics.org
Timing, Measurement and Data Service by 

printed at SUN 26 JUL 2009 19:35

Page 15 of 44

Results

Decathlon
High Jump Men - Decathlon Group A
23 JUL 2009 / 15:50

Rank	Bib	Name	Nat	Date of Birth	Order	Result	Points
1	50	PAŠIAK Adam	CZE	18 JUL 1990	3	1.98	785 PB
2	507	ROSENQUIST Fabian	SWE	1 APR 1991	8	1.95	758 PB
3	45	HEDVICÁK Jaroslav	CZE	13 DEC 1990	13	1.92	731 PB
4	93	JÖEVÄLI Kaarel	EST	8 JAN 1990	7	1.92	731
5	115	SOLA Juha	FIN	26 JAN 1990	6	1.89	705
6	3	DISTELBERGER Dominik	AUT	16 MAR 1990	9	1.86	679 PB
7	500	NILSSON Marcus	SWE	3 MAY 1991	4	1.83	653
8	116	TASKINEN Eetu	FIN	8 AUG 1991	12	1.80	627 =PB
9	136	LELIEVRE Jeremy	FRA	8 FEB 1991	10	1.80	627
9	449	SVIRIDOV Sergey	RUS	20 OCT 1990	5	1.80	627 PB
11	159	BRYANT Ashley	GBR	17 MAY 1991	1	1.80	627
12	441	LUKYANENKO Artem	RUS	30 JAN 1990	11	1.77	602
13	298	COMBI Stefano	ITA	9 MAR 1990	14	1.74	577
	97	LEPIK Hendrik	EST	18 APR 1990	2	DNS	

			1.65	1.68	1.71	1.74	1.77	1.80	1.83	1.86	1.89	1.92	1.95	1.98	2.01
1	50	PAŠIAK Adam	-	-	-	o	-	o	o	o	o	xo	o	xo	xxx
2	507	ROSENQUIST Fabian	-	-	-	o	o	o	o	o	o	xo	xxo	xxx	
3	45	HEDVICÁK Jaroslav	-	-	-	-	o	-	xo	o	xo	xo	xxx		
4	93	JÖEVÄLI Kaarel	-	-	-	-	o	o	o	o	xo	xxo	xxx		
5	115	SOLA Juha	-	-	-	-	o	o	o	o	xo	xxx			
6	3	DISTELBERGER D	-	-	-	-	o	o	xo	o	xxx				
7	500	NILSSON Marcus	-	o	-	o	xxo	o	xxx	xxx					
8	116	TASKINEN Eetu	-	-	o	xo	o	xo	xxx						
9	136	LELIEVRE Jeremy	-	-	-	o	-	xxo	xxx						
9	449	SVIRIDOV Sergey	-	-	o	o	o	xxo	xxx						
11	159	BRYANT Ashley	-	-	xxo	o	o	xxo	xxx						
12	441	LUKYANENKO Artem	-	-	-	o	o	xxx							
13	298	COMBI Stefano	o	o	-	o	xxx								
	97	LEPIK Hendrik	-	-	-	-	-	-	-	-	-	-	-	-	-

Decathlon
High Jump Men - Decathlon Group B
23 JUL 2009 / 15:50

Rank	Bib	Name	Nat	Date of Birth	Order	Result	Points
1	17	VAN DER PLAETSEN Thomas	BEL	24 DEC 1990	14	2.13	925 PB
2	219	KAZMIREK Kai	GER	28 JAN 1991	6	2.01	813 SB
3	476	ANTILLE Flavien	SUI	1 FEB 1990	1	1.98	785
4	503	OLSON Petter	SWE	14 FEB 1991	11	1.98	785 PB
5	450	TEPTIN Yevgeniy	RUS	16 MAR 1990	2	1.95	758
6	208	GILDE Maximilian	GER	5 JAN 1990	5	1.92	731
6	46	HELCELET Adam	CZE	27 OCT 1991	12	1.92	731
8	171	GUEST David	GBR	8 NOV 1991	8	1.92	731
9	131	FENRICH Benjamin	FRA	11 JUN 1990	4	1.92	731 =PB
10	282	LÁRUSSON Einar Daði	ISL	10 MAY 1990	13	1.92	731 SB
11	167	GARDINER Daniel	GBR	25 JUN 1990	3	1.89	705
12	293	CALVI Michele	ITA	7 JUN 1990	7	1.86	679
	477	BACHMANN Manuel	SUI	26 MAR 1990	10	DNS	
	383	KRZESZEWSKI Rafal	POL	12 APR 1990	9	DNS	

Results

High Jump Men - Decathlon Group B (cont.)

High Jump Men - Decathlon Group B		1.65	1.68	1.71	1.74	1.77	1.80	1.83	1.86	1.89	1.92	1.95	1.98	2.01	2.04	2.07	2.10	2.13	2.16
1	17 VAN DER PLAETSEN T	-	-	-	-	-	-	-	-	o	-	-	o	o	xxo	o	o	xo	x
2	219 KAZMIREK Kai	-	-	-	-	-	-	o	-	o	-	o	o	xo	xxx				
3	476 ANTILLE Flavien	-	-	-	-	-	-	-	xo	o	o	o	o	xxx					
4	503 OLSON Petter	-	-	-	-	-	-	o	o	o	xo	xxo		xxx					
5	450 TEPTIN Yevgeniy	-	-	-	-	-	o	o	xo	o	xo	xo	xxx						
6	208 GILDE Maximilian	-	-	-	-	-	-	o	-	xo	o	xxx							
6	46 HELCELET Adam	-	-	-	-	-	-	o	-	xo	o	xxx							
8	171 GUEST David	-	-	-	-	-	o	-	o	xxo	o	xxx							
9	131 FENRICH Benjamin	-	-	-	-	o	o	xxo	o	o	xo	xxx							
10	282 LÁRUSSON E	-	-	-	-	-	o	-	o	xo	xxo	xxx							
11	167 GARDINER Daniel	-	-	-	-	o	o	o	o	xxo	xxx								
12	293 CALVI Michele	-	-	o	-	o	-	xxo	o	xxx									
	477 BACHMANN Manuel	-	-	-	-	-	-	-	-	-	-	-	-	-	-	-	-	-	-
	383 KRZESZEWSKI Rafal	-	-	-	-	-	-	-	-	-	-	-	-	-	-	-	-	-	-

Decathlon

Long Jump Men - Decathlon Group A 23 JUL 2009 / 10:25

Rank	Bib	Name	Nat	Date of Birth	Order	Result	Points
1	93	JÖEVÄLI Kaarel	EST	8 JAN 1990	7	7.30	886
2	476	ANTILLE Flavien	SUI	1 FEB 1990	6	7.05	826 PB
3	503	OLSON Petter	SWE	14 FEB 1991	13	7.00	814 PB
4	46	HELCELET Adam	CZE	27 OCT 1991	3	6.87	783
5	450	TEPTIN Yevgeniy	RUS	16 MAR 1990	4	6.77	760
6	136	LELIEVRE Jeremy	FRA	8 FEB 1991	10	6.64	729
7	159	BRYANT Ashley	GBR	17 MAY 1991	9	6.59	718
8	115	SOLA Juha	FIN	26 JAN 1990	14	6.56	711
9	116	TASKINEN Eetu	FIN	8 AUG 1991	11	6.47	691
10	441	LUKYANENKO Artem	RUS	30 JAN 1990	2	6.38	670
11	131	FENRICH Benjamin	FRA	11 JUN 1990	8	6.37	668
12	500	NILSSON Marcus	SWE	3 MAY 1991	1	6.32	657
	97	LEPIK Hendrik	EST	18 APR 1990	5	NM	0
	477	BACHMANN Manuel	SUI	26 MAR 1990	12	DNS	

1

2

3

1	93	JÖEVÄLI Kaarel	7.17	(0.0)	7.30	(+1.4)	x
2	476	ANTILLE Flavien	7.00	(0.0)	x	(+1.6)	7.05 (0.0)
3	503	OLSON Petter	x	(0.0)	6.62	(+1.1)	7.00 (+1.3)
4	46	HELCELET Adam	6.87	(0.0)	6.76	(+1.4)	6.60 (0.0)
5	450	TEPTIN Yevgeniy	x	(0.0)	x	(+1.5)	6.77 (0.0)
6	136	LELIEVRE Jeremy	6.64	(0.0)	6.58	(-0.1)	x (0.0)
7	159	BRYANT Ashley	6.59	(0.0)	x	(+1.4)	6.00 (0.0)
8	115	SOLA Juha	6.56	(+2.4)	6.48	(0.0)	6.50 (+0.9)
9	116	TASKINEN Eetu	x	(0.0)	6.47	(+1.6)	x (0.0)
10	441	LUKYANENKO Artem	6.24	(0.0)	x	(+0.9)	6.38 (0.0)
11	131	FENRICH Benjamin	6.29	(0.0)	6.37	(+0.2)	6.33 (0.0)
12	500	NILSSON Marcus	6.32	(0.0)	6.28	(+1.6)	x (0.0)
	97	LEPIK Hendrik	x	(0.0)	x	(+1.9)	x (0.0)
	477	BACHMANN Manuel					

Results

Decathlon

Long Jump Men - Decathlon Group B

23 JUL 2009 / 10:25

Rank	Bib	Name	Nat	Date of Birth	Order	Result	Points
1	167	GARDINER Daniel	GBR	25 JUN 1990	2	7.47	927 PB
2	208	GILDE Maximilian	GER	5 JAN 1990	6	7.45	922
3	3	DISTELBERGER Dominik	AUT	16 MAR 1990	14	7.38	905
4	50	PAŠIAK Adam	CZE	18 JUL 1990	9	7.38	905
5	171	GUEST David	GBR	8 NOV 1991	10	7.33	893 PB
6	219	KAZMIREK Kai	GER	28 JAN 1991	11	7.25	874 PB
7	17	VAN DER PLAETSEN Thomas	BEL	24 DEC 1990	5	7.24	871 PB
8	298	COMBI Stefano	ITA	9 MAR 1990	4	7.21	864
9	282	LÁRUSSON Einar Daði	ISL	10 MAY 1990	7	7.20	862
10	449	SVIRIDOV Sergey	RUS	20 OCT 1990	13	7.18	857
11	45	HEDVICÁK Jaroslav	CZE	13 DEC 1990	3	7.06	828 SB
12	293	CALVI Michele	ITA	7 JUN 1990	12	6.94	799 PB
13	507	ROSENQUIST Fabian	SWE	1 APR 1991	1	6.86	781
	383	KRZESZEWSKI Rafal	POL	12 APR 1990	8	DNS	

1

2

3


1	167	GARDINER Daniel	7.33	(+2.7)	7.43	(+1.7)	7.47	(+0.2)
2	208	GILDE Maximilian	7.29	(+2.4)	x	(+2.3)	7.45	(+2.7)
3	3	DISTELBERGER D	7.17	(+1.1)	7.08	(+1.9)	7.38	(+1.1)
4	50	PAŠIAK Adam	7.38	(+1.7)	x	(+2.5)	x	(+0.9)
5	171	GUEST David	7.33	(+0.4)	x	(+3.9)	x	(+1.6)
6	219	KAZMIREK Kai	7.16	(+2.7)	7.21	(+1.4)	7.25	(+1.7)
7	17	VAN DER PLAETSEN T	7.24	(+1.0)	7.16	(+2.2)	-	
8	298	COMBI Stefano	x	(+2.3)	7.21	(+2.5)	x	(+3.3)
9	282	LÁRUSSON E	7.20	(+2.2)	5.26	(+0.4)	x	(+2.2)
10	449	SVIRIDOV Sergey	6.92	(+2.0)	7.18	(+3.4)	-	
11	45	HEDVICÁK Jaroslav	6.99	(+0.3)	7.06	(+1.6)	x	(+0.1)
12	293	CALVI Michele	6.83	(+2.2)	6.88	(+1.3)	6.94	(+0.3)
13	507	ROSENQUIST Fabian	x	(+2.4)	6.86	(+2.0)	x	(+1.1)
	383	KRZESZEWSKI Rafal						

Results

Decathlon
Long Jump Men - Decathlon
23 JUL 2009 / 10:30

Rank	Bib	Name	Nat	Date of Birth	Order	Result	Points
1	167	GARDINER Daniel	GBR	25 JUN 1990	2	7.47	927 PB
2	208	GILDE Maximilian	GER	5 JAN 1990	6	7.45	922
3	3	DISTELBERGER Dominik	AUT	16 MAR 1990	14	7.38	905
4	50	PAŠIAK Adam	CZE	18 JUL 1990	9	7.38	905
5	171	GUEST David	GBR	8 NOV 1991	10	7.33	893 PB
6	93	JÖEVÄLI Kaarel	EST	8 JAN 1990	7	7.30	886
7	219	KAZMIREK Kai	GER	28 JAN 1991	11	7.25	874 PB
8	17	VAN DER PLAETSEN Thomas	BEL	24 DEC 1990	5	7.24	871 PB
9	298	COMBI Stefano	ITA	9 MAR 1990	4	7.21	864
10	282	LÁRUSSON Einar Daði	ISL	10 MAY 1990	7	7.20	862
11	449	SVIRIDOV Sergey	RUS	20 OCT 1990	13	7.18	857
12	45	HEDVICÁK Jaroslav	CZE	13 DEC 1990	3	7.06	828 SB
13	476	ANTILLE Flavien	SUI	1 FEB 1990	6	7.05	826 PB
14	503	OLSON Petter	SWE	14 FEB 1991	13	7.00	814 PB
15	293	CALVI Michele	ITA	7 JUN 1990	12	6.94	799 PB
16	46	HELCELET Adam	CZE	27 OCT 1991	3	6.87	783
17	507	ROSENQUIST Fabian	SWE	1 APR 1991	1	6.86	781
18	450	TEPTIN Yevgeniy	RUS	16 MAR 1990	4	6.77	760
19	136	LELIEVRE Jeremy	FRA	8 FEB 1991	10	6.64	729
20	159	BRYANT Ashley	GBR	17 MAY 1991	9	6.59	718
21	115	SOLA Juha	FIN	26 JAN 1990	14	6.56	711
22	116	TASKINEN Eetu	FIN	8 AUG 1991	11	6.47	691
23	441	LUKYANENKO Artem	RUS	30 JAN 1990	2	6.38	670
24	131	FENRICH Benjamin	FRA	11 JUN 1990	8	6.37	668
25	500	NILSSON Marcus	SWE	3 MAY 1991	1	6.32	657
	97	LEPIK Hendrik	EST	18 APR 1990	5	NM	0
	477	BACHMANN Manuel	SUI	26 MAR 1990	12	DNS	
	383	KRZESZEWSKI Rafal	POL	12 APR 1990	8	DNS	

		1	2	3	
1	167	GARDINER Daniel	7.33 (+2.7)	7.43 (+1.7)	7.47 (+0.2)
2	208	GILDE Maximilian	7.29 (+2.4)	x (+2.3)	7.45 (+2.7)
3	3	DISTELBERGER D	7.17 (+1.1)	7.08 (+1.9)	7.38 (+1.1)
4	50	PAŠIAK Adam	7.38 (+1.7)	x (+2.5)	x (+0.9)
5	171	GUEST David	7.33 (+0.4)	x (+3.9)	x (+1.6)
6	93	JÖEVÄLI Kaarel	7.17 (0.0)	7.30 (+1.4)	x
7	219	KAZMIREK Kai	7.16 (+2.7)	7.21 (+1.4)	7.25 (+1.7)
8	17	VAN DER PLAETSEN T	7.24 (+1.0)	7.16 (+2.2)	-
9	298	COMBI Stefano	x (+2.3)	7.21 (+2.5)	x (+3.3)
10	282	LÁRUSSON E	7.20 (+2.2)	5.26 (+0.4)	x (+2.2)
11	449	SVIRIDOV Sergey	6.92 (+2.0)	7.18 (+3.4)	-
12	45	HEDVICÁK Jaroslav	6.99 (+0.3)	7.06 (+1.6)	x (+0.1)
13	476	ANTILLE Flavien	7.00 (0.0)	x (+1.6)	7.05 (0.0)
14	503	OLSON Petter	x (0.0)	6.62 (+1.1)	7.00 (+1.3)
15	293	CALVI Michele	6.83 (+2.2)	6.88 (+1.3)	6.94 (+0.3)
16	46	HELCELET Adam	6.87 (0.0)	6.76 (+1.4)	6.60 (0.0)
17	507	ROSENQUIST Fabian	x (+2.4)	6.86 (+2.0)	x (+1.1)
18	450	TEPTIN Yevgeniy	x (0.0)	x (+1.5)	6.77 (0.0)
19	136	LELIEVRE Jeremy	6.64 (0.0)	6.58 (-0.1)	x (0.0)
20	159	BRYANT Ashley	6.59 (0.0)	x (+1.4)	6.00 (0.0)
21	115	SOLA Juha	6.56 (+2.4)	6.48 (0.0)	6.50 (+0.9)
22	116	TASKINEN Eetu	x (0.0)	6.47 (+1.6)	x (0.0)
23	441	LUKYANENKO Artem	6.24 (0.0)	x (+0.9)	6.38 (0.0)
24	131	FENRICH Benjamin	6.29 (0.0)	6.37 (+0.2)	6.33 (0.0)
25	500	NILSSON Marcus	6.32 (0.0)	6.28 (+1.6)	x (0.0)
	97	LEPIK Hendrik	x (0.0)	x (+1.9)	x (0.0)
	477	BACHMANN Manuel			
	383	KRZESZEWSKI Rafal			

INTERNET Service: www.european-athletics.org
Timing, Measurement and Data Service by 

printed at SUN 26 JUL 2009 19:35

Page 19 of 44

Results

**Triple Jump Men
Qualification**

23 JUL 2009 / 18:55

Rank	Bib	Name	Nat	Date of Birth	Order	Result	
1	434	FYODOROV Aleksey	RUS	25 MAY 1991	7	16.55	Q
2	149	SAKU BAFUANGA Gaetan	FRA	22 JUL 1991	10	16.16	Q PB
3	519	KARACA Askin	TUR	20 OCT 1990	6	15.78	Q NJR
4	78	GIMENO Jorge	ESP	16 FEB 1990	3	15.77	Q
5	423	BACIU Alexandru George	ROU	25 FEB 1991	1	15.75	Q PB
6	406	UWIJALA Krzysztof	POL	27 NOV 1990	7	15.60	Q
7	445	SAMITOV Ruslan	RUS	11 FEB 1991	2	15.58	Q
8	329	KOVALOVŠ Paveļs	LAT	17 OCT 1990	4	15.58	Q SB
9	245	ZIEGLER Manuel	GER	28 JUL 1990	6	15.56	Q
10	297	CHIARI Andrea	ITA	12 FEB 1991	5	15.56	Q
11	292	BRITO Jeudi	ITA	23 AUG 1990	5	15.48	q
12	43	PANAYIOTIS Volou	CYP	1 SEP 1991	9	15.45	q
13	119	BAMBA Aboubacar	FRA	20 JUN 1991	8	15.41	
14	155	ADEDOYIN Kola	GBR	8 APR 1991	8	15.39	
15	541	VLASOV Myhaylo	UKR	13 JUN 1990	4	15.36	
16	120	BOLOSIER Ulrich	FRA	12 MAY 1991	1	15.29	
17	192	WILLIAMS Ben	GBR	25 JAN 1992	9	14.92	
18	9	ZEYNALZADE Anvar	AZE	15 JUN 1990	2	14.90	
19	21	BARYCHEUSKI Kanstantsin	BLR	29 MAY 1990	3	14.79	

	1	2	3
1	434	FYODOROV Aleksey	16.55 (-0.4)
2	149	SAKU BAFUANGA G	14.73 (-1.0)
3	519	KARACA Askin	15.78 (-1.5)
4	78	GIMENO Jorge	15.02 (-2.2)
5	423	BACIU A	x (-0.8)
6	406	UWIJALA Krzysztof	15.33 (-0.7)
7	445	SAMITOV Ruslan	14.85 (-1.6)
8	329	KOVALOVŠ Paveļs	15.58 (-1.8)
9	245	ZIEGLER Manuel	15.43 (-0.4)
10	297	CHIARI Andrea	15.17 (0.0)
11	292	BRITO Jeudi	15.18 (-0.2)
12	43	PANAYIOTIS Volou	14.88 (-1.2)
13	119	BAMBA Aboubacar	15.03 (0.0)
14	155	ADEDOYIN Kola	14.34 (-2.0)
15	541	VLASOV Myhaylo	14.10 (0.0)
16	120	BOLOSIER Ulrich	x (-0.5)
17	192	WILLIAMS Ben	x (-0.8)
18	9	ZEYNALZADE Anvar	x (0.0)
19	21	BARYCHEUSKI K	14.74 (0.0)

Triple Jump Men

Qualification Group A

23 JUL 2009 / 18:55

Rank	Bib	Name	Nat	Date of Birth	Order	Result
1	434	FYODOROV Aleksey	RUS	25 MAY 1991	7	16.55 Q
2	245	ZIEGLER Manuel	GER	28 JUL 1990	6	15.56 Q
3	297	CHIARI Andrea	ITA	12 FEB 1991	5	15.56 Q
4	119	BAMBA Aboubacar	FRA	20 JUN 1991	8	15.41
5	541	VLASOV Myhaylo	UKR	13 JUN 1990	4	15.36
6	120	BOLOSIER Ulrich	FRA	12 MAY 1991	1	15.29
7	192	WILLIAMS Ben	GBR	25 JAN 1992	9	14.92
8	9	ZEYNALZADE Anvar	AZE	15 JUN 1990	2	14.90
9	21	BARYCHEUSKI Kanstantsin	BLR	29 MAY 1990	3	14.79

Results

Qualification Group A (cont.)

Qualification Group A			1	2	3
1	434	FYODOROV Aleksey	16.55 (-0.4)		
2	245	ZIEGLER Manuel	15.43 (-0.4)	15.56 (+0.7)	
3	297	CHIARI Andrea	15.17 (0.0)	15.25 (+0.4)	15.56 (+0.2)
4	119	BAMBA Aboubacar	15.03 (0.0)	15.41 (+0.4)	15.21 (+0.5)
5	541	VLASOV Myhaylo	14.10 (0.0)	15.36 (0.0)	15.22 (0.0)
6	120	BOLOSIER Ulrich	x (-0.5)	15.22 (-0.9)	15.29 (+0.1)
7	192	WILLIAMS Ben	x (-0.8)	14.92 (+0.4)	x (+0.2)
8	9	ZEYNALZADE Anvar	x (0.0)	x (-0.1)	14.90 (+0.2)
9	21	BARYCHEUSKI K	14.74 (0.0)	14.40 (-0.4)	14.79 (+0.6)

Triple Jump Men
Qualification Group B
23 JUL 2009 / 18:55

Rank	Bib	Name	Nat	Date of Birth	Order	Result	
1	149	SAKU BAFUANGA Gaetan	FRA	22 JUL 1991	10	16.16 Q	PB
2	519	KARACA Askin	TUR	20 OCT 1990	6	15.78 Q	NJR
3	78	GIMENO Jorge	ESP	16 FEB 1990	3	15.77 Q	
4	423	BACIU Alexandru George	ROU	25 FEB 1991	1	15.75 Q	PB
5	406	UWIJALA Krzysztof	POL	27 NOV 1990	7	15.60 Q	
6	445	SAMITOV Ruslan	RUS	11 FEB 1991	2	15.58 Q	
7	329	KOVALOV S Pavels	LAT	17 OCT 1990	4	15.58 Q	SB
8	292	BRITO Jeudi	ITA	23 AUG 1990	5	15.48 q	
9	43	PANAYIOTIS Volou	CYP	1 SEP 1991	9	15.45 q	
10	155	ADEDOYIN Kola	GBR	8 APR 1991	8	15.39	

			1	2	3
1	149	SAKU BAFUANGA G	14.73 (-1.0)	13.93 (-2.5)	16.16 (-1.1)
2	519	KARACA Askin	15.78 (-1.5)		
3	78	GIMENO Jorge	15.02 (-2.2)	15.77 (-1.8)	
4	423	BACIU A	x (-0.8)	15.75 (-1.6)	
5	406	UWIJALA Krzysztof	15.33 (-0.7)	15.60 (-1.1)	
6	445	SAMITOV Ruslan	14.85 (-1.6)	15.29 (-1.0)	15.58 (-2.1)
7	329	KOVALOV S Pavels	15.58 (-1.8)		
8	292	BRITO Jeudi	15.18 (-0.2)	x (-1.4)	15.48 (-1.7)
9	43	PANAYIOTIS Volou	14.88 (-1.2)	15.45 (-0.4)	15.20 (+0.1)
10	155	ADEDOYIN Kola	14.34 (-2.0)	15.01 (-2.4)	15.39 (-2.1)


Qualified: qualifying perf. 15.50 (Q) or 12 best performers (q) to the advance to the Final

Results

Decathlon
Shot Put Men 6 kg - Decathlon
23 JUL 2009 / 12:05

Rank	Bib	Name	Nat	Date of Birth	Order	Result	Points
1	167	GARDINER Daniel	GBR	25 JUN 1990	7	15.07	794 PB
2	450	TEPTIN Yevgeniy	RUS	16 MAR 1990	12	15.03	792
3	46	HELCELET Adam	CZE	27 OCT 1991	3	14.73	773
4	500	NILSSON Marcus	SWE	3 MAY 1991	5	14.50	759 PB
5	503	OLSON Petter	SWE	14 FEB 1991	4	14.38	752 PB
6	17	VAN DER PLAETSEN Thomas	BEL	24 DEC 1990	8	14.32	748 PB
7	208	GILDE Maximilian	GER	5 JAN 1990	14	14.07	733 PB
8	449	SVIRIDOV Sergey	RUS	20 OCT 1990	8	14.02	730
9	116	TASKINEN Eetu	FIN	8 AUG 1991	1	13.86	720 PB
10	293	CALVI Michele	ITA	7 JUN 1990	2	13.74	712
11	50	PAŠIAK Adam	CZE	18 JUL 1990	9	13.71	711
12	507	ROSENQUIST Fabian	SWE	1 APR 1991	3	13.42	693 PB
13	441	LUKYANENKO Artem	RUS	30 JAN 1990	5	13.14	676
14	93	JÕEVÄLI Kaarel	EST	8 JAN 1990	1	13.07	672
15	115	SOLA Juha	FIN	26 JAN 1990	11	13.01	668
16	159	BRYANT Ashley	GBR	17 MAY 1991	14	12.87	659
17	136	LELIEVRE Jeremy	FRA	8 FEB 1991	13	12.64	645
18	282	LÁRUSSON Einar Daði	ISL	10 MAY 1990	9	12.57	641
19	45	HEDVICÁK Jaroslav	CZE	13 DEC 1990	13	12.34	627 PB
20	171	GUEST David	GBR	8 NOV 1991	6	12.22	620
21	476	ANTILLE Flavien	SUI	1 FEB 1990	12	12.19	618
22	131	FENRICH Benjamin	FRA	11 JUN 1990	10	12.11	613
23	298	COMBI Stefano	ITA	9 MAR 1990	11	12.04	609
24	219	KAZMIREK Kai	GER	28 JAN 1991	6	11.95	603
25	3	DISTELBERGER Dominik	AUT	16 MAR 1990	2	11.31	565
	477	BACHMANN Manuel	SUI	26 MAR 1990	10	DNS	
	383	KRZESZEWSKI Rafal	POL	12 APR 1990	4	DNS	
	97	LEPIK Hendrik	EST	18 APR 1990	7	DNS	

		1	2	3	
1	167	GARDINER Daniel	14.45	15.07	x
2	450	TEPTIN Yevgeniy	15.03	14.61	x
3	46	HELCELET Adam	14.73	13.98	12.47
4	500	NILSSON Marcus	14.50	14.39	x
5	503	OLSON Petter	14.38	13.02	13.40
6	17	VAN DER PLAETSEN T	14.32	-	-
7	208	GILDE Maximilian	13.21	14.07	13.40
8	449	SVIRIDOV Sergey	13.33	13.51	14.02
9	116	TASKINEN Eetu	12.72	13.51	13.86
10	293	CALVI Michele	12.66	13.74	13.33
11	50	PAŠIAK Adam	13.30	13.30	13.71
12	507	ROSENQUIST Fabian	13.18	12.95	13.42
13	441	LUKYANENKO Artem	12.96	12.88	13.14
14	93	JÕEVÄLI Kaarel	13.07	x	12.78
15	115	SOLA Juha	13.01	x	12.54
16	159	BRYANT Ashley	11.67	12.77	12.87
17	136	LELIEVRE Jeremy	x	12.04	12.64
18	282	LÁRUSSON E	12.55	12.57	12.08
19	45	HEDVICÁK Jaroslav	12.34	11.93	12.03
20	171	GUEST David	11.34	12.22	10.48
21	476	ANTILLE Flavien	11.28	12.02	12.19
22	131	FENRICH Benjamin	x	12.11	11.97
23	298	COMBI Stefano	12.04	11.62	11.45
24	219	KAZMIREK Kai	x	11.45	11.95
25	3	DISTELBERGER D	11.09	11.16	11.31
	477	BACHMANN Manuel			
	383	KRZESZEWSKI Rafal			
	97	LEPIK Hendrik			

INTERNET Service: www.european-athletics.org
Timing, Measurement and Data Service by 

printed at SUN 26 JUL 2009 19:35

Page 22 of 44

Results

Decathlon
Shot Put Men 6 kg - Decathlon Group A 23 JUL 2009 / 12:05

Rank	Bib	Name	Nat	Date of Birth	Order	Result	Points
1	500	NILSSON Marcus	SWE	3 MAY 1991	5	14.50	759 PB
2	503	OLSON Petter	SWE	14 FEB 1991	4	14.38	752 PB
3	17	VAN DER PLAETSEN Thomas	BEL	24 DEC 1990	8	14.32	748 PB
4	507	ROSENQUIST Fabian	SWE	1 APR 1991	3	13.42	693 PB
5	93	JÖEVÄLI Kaarel	EST	8 JAN 1990	1	13.07	672
6	115	SOLA Juha	FIN	26 JAN 1990	11	13.01	668
7	159	BRYANT Ashley	GBR	17 MAY 1991	14	12.87	659
8	282	LÁRUSSON Einar Daði	ISL	10 MAY 1990	9	12.57	641
9	45	HEDVICÁK Jaroslav	CZE	13 DEC 1990	13	12.34	627 PB
10	171	GUEST David	GBR	8 NOV 1991	6	12.22	620
11	476	ANTILLE Flavien	SUI	1 FEB 1990	12	12.19	618
12	131	FENRICH Benjamin	FRA	11 JUN 1990	10	12.11	613
13	3	DISTELBERGER Dominik	AUT	16 MAR 1990	2	11.31	565
	97	LEPIK Hendrik	EST	18 APR 1990	7	DNS	

	1	2	3
1	500 NILSSON Marcus	14.50	14.39 x
2	503 OLSON Petter	14.38	13.02 13.40
3	17 VAN DER PLAETSEN T	14.32	- -
4	507 ROSENQUIST Fabian	13.18	12.95 13.42
5	93 JÖEVÄLI Kaarel	13.07	x 12.78
6	115 SOLA Juha	13.01	x 12.54
7	159 BRYANT Ashley	11.67	12.77 12.87
8	282 LÁRUSSON E	12.55	12.57 12.08
9	45 HEDVICÁK Jaroslav	12.34	11.93 12.03
10	171 GUEST David	11.34	12.22 10.48
11	476 ANTILLE Flavien	11.28	12.02 12.19
12	131 FENRICH Benjamin	x	12.11 11.97
13	3 DISTELBERGER D	11.09	11.16 11.31
	97 LEPIK Hendrik		

Decathlon
Shot Put Men 6 kg - Decathlon Group B 23 JUL 2009 / 12:05

Rank	Bib	Name	Nat	Date of Birth	Order	Result	Points
1	167	GARDINER Daniel	GBR	25 JUN 1990	7	15.07	794 PB
2	450	TEPTIN Yevgeniy	RUS	16 MAR 1990	12	15.03	792
3	46	HELCELET Adam	CZE	27 OCT 1991	3	14.73	773
4	208	GILDE Maximilian	GER	5 JAN 1990	14	14.07	733 PB
5	449	SVIRIDOV Sergey	RUS	20 OCT 1990	8	14.02	730
6	116	TASKINEN Eetu	FIN	8 AUG 1991	1	13.86	720 PB
7	293	CALVI Michele	ITA	7 JUN 1990	2	13.74	712
8	50	PAŠIAK Adam	CZE	18 JUL 1990	9	13.71	711
9	441	LUKYANENKO Artem	RUS	30 JAN 1990	5	13.14	676
10	136	LELIEVRE Jeremy	FRA	8 FEB 1991	13	12.64	645
11	298	COMBI Stefano	ITA	9 MAR 1990	11	12.04	609
12	219	KAZMIREK Kai	GER	28 JAN 1991	6	11.95	603
	477	BACHMANN Manuel	SUI	26 MAR 1990	10	DNS	
	383	KRZESZEWSKI Rafal	POL	12 APR 1990	4	DNS	

Results

Shot Put Men 6 kg - Decathlon Group B (cont.)

Shot Put Men 6 kg - Decathlon Group B			1	2	3
1	167	GARDINER Daniel	14.45	15.07	x
2	450	TEPTIN Yevgeniy	15.03	14.61	x
3	46	HELCELET Adam	14.73	13.98	12.47
4	208	GILDE Maximilian	13.21	14.07	13.40
5	449	SVIRIDOV Sergey	13.33	13.51	14.02
6	116	TASKINEN Eetu	12.72	13.51	13.86
7	293	CALVI Michele	12.66	13.74	13.33
8	50	PAŠIAK Adam	13.30	13.30	13.71
9	441	LUKYANENKO Artem	12.96	12.88	13.14
10	136	LELIEVRE Jeremy	x	12.04	12.64
11	298	COMBI Stefano	12.04	11.62	11.45
12	219	KAZMIREK Kai	x	11.45	11.95
	477	BACHMANN Manuel			
	383	KRZESZEWSKI Rafal			

Discus Men 1.75 kg

Qualification

23 JUL 2009 / 15:45

Rank	Bib	Name	Nat	Date of Birth	Order	Result
1	37	PREMERU Marin	CRO	29 AUG 1990	13	61.47 Q
2	332	GUDŽIUS Andrius	LTU	14 FEB 1991	5	58.49 Q
3	101	TAMMSAAR Meigo	EST	20 AUG 1990	11	58.43 Q PB
4	169	GRIFFITH-PARKER Curtis	GBR	27 SEP 1990	7	57.85 Q
5	536	NESTERENKO Mykyta	UKR	15 APR 1991	8	56.98 q
6	110	NISKALA Pyry	FIN	6 NOV 1990	9	56.73 q
7	336	RUSKYS Egidijus	LTU	1 DEC 1990	10	56.31 q
8	241	WOLF Gordon	GER	17 JAN 1990	6	56.21 q
9	99	NIIT Priidu	EST	27 JAN 1990	8	56.09 q
10	39	ŽUNIC Stipe	CRO	13 DEC 1990	1	55.95 q
11	426	GAG Andrei	ROU	7 APR 1991	13	55.64 q
12	390	MIKULICZ Michal	POL	8 MAY 1991	12	54.49 q
13	103	KIVIOJA Ville	FIN	9 JUL 1990	9	54.29
14	407	WALKOWSKI Damian	POL	24 FEB 1990	3	53.68
15	360	HENRIKSEN Eivind	NOR	14 SEP 1990	3	52.99
16	234	SALZER Michael	GER	25 OCT 1991	6	52.95
17	286	LEVI Itamar	ISR	11 NOV 1991	4	52.58
18	231	MÜLLER Thomas	GER	28 FEB 1990	4	52.34
19	128	DJOUHAN Lolassonn	FRA	18 MAY 1991	10	51.77
20	299	COMPAGNO Daniel	ITA	30 OCT 1990	14	51.66
21	397	ROCH Bartosz	POL	27 MAR 1990	12	51.52
22	277	QUIRKE Colin	IRL	17 JUN 1990	2	50.63
23	60	BERLING Jeppe	DEN	8 AUG 1990	7	48.48
24	527	UGURDIL Armagan	TUR	22 AUG 1990	11	48.36
25	253	BODÁK Márk	HUN	9 AUG 1991	5	48.21
	288	ALBERTAZZI Eduardo	ITA	14 SEP 1991	1	NM
	135	JEANNET Nicaise	FRA	23 FEB 1990	2	NM

Results

Qualification (cont.)

Qualification		1	2	3
1	37	PREMERU Marin	61.47	
2	332	GUDŽIUS Andrius	58.49	
3	101	TAMMSAAR Meigo	58.43	
4	169	GRIFFITH-PARKER C	57.85	
5	536	NESTERENKO Mykyta	x	56.98
6	110	NISKALA Pyry	49.70	52.33
7	336	RUSKYS Egidijus	53.34	54.94
8	241	WOLF Gordon	x	56.21
9	99	NIIT Priidu	55.12	56.09
10	39	ŽUNIC Stipe	x	48.62
11	426	GAG Andrei	55.64	53.24
12	390	MIKULICZ Michal	53.17	x
13	103	KIVIOJA Ville	54.18	53.12
14	407	WALKOWSKI Damian	52.07	52.92
15	360	HENRIKSEN Eivind	50.29	52.99
16	234	SALZER Michael	x	51.45
17	286	LEVI Itamar	52.27	52.52
18	231	MÜLLER Thomas	50.44	51.22
19	128	DJOUHAN Lolassonn	37.85	51.77
20	299	COMPAGNO Daniel	51.66	50.63
21	397	ROCH Bartosz	51.10	50.04
22	277	QUIRKE Colin	x	50.63
23	60	BERLING Jeppe	46.96	x
24	527	UGURDIL Armagan	48.36	46.53
25	253	BODÁK Márk	x	48.21
	288	ALBERTAZZI Eduardo	x	x
	135	JEANNET Nicaise	x	x

Discus Men 1.75 kg


Qualification Group A

23 JUL 2009 / 15:45

Rank	Bib	Name	Nat	Date of Birth	Order	Result
1	332	GUDŽIUS Andrius	LTU	14 FEB 1991	5	58.49 Q
2	169	GRIFFITH-PARKER Curtis	GBR	27 SEP 1990	7	57.85 Q
3	241	WOLF Gordon	GER	17 JAN 1990	6	56.21 q
4	99	NIIT Priidu	EST	27 JAN 1990	8	56.09 q
5	39	ŽUNIC Stipe	CRO	13 DEC 1990	1	55.95 q
6	426	GAG Andrei	ROU	7 APR 1991	13	55.64 q
7	103	KIVIOJA Ville	FIN	9 JUL 1990	9	54.29
8	407	WALKOWSKI Damian	POL	24 FEB 1990	3	53.68
9	286	LEVI Itamar	ISR	11 NOV 1991	4	52.58
10	128	DJOUHAN Lolassonn	FRA	18 MAY 1991	10	51.77
11	299	COMPAGNO Daniel	ITA	30 OCT 1990	14	51.66
12	397	ROCH Bartosz	POL	27 MAR 1990	12	51.52
13	277	QUIRKE Colin	IRL	17 JUN 1990	2	50.63
14	527	UGURDIL Armagan	TUR	22 AUG 1990	11	48.36

		1	2	3
1	332	GUDŽIUS Andrius	58.49	
2	169	GRIFFITH-PARKER C	57.85	
3	241	WOLF Gordon	x	56.21
4	99	NIIT Priidu	55.12	56.09
5	39	ŽUNIC Stipe	x	48.62
6	426	GAG Andrei	55.64	53.24
7	103	KIVIOJA Ville	54.18	53.12
8	407	WALKOWSKI Damian	52.07	52.92
9	286	LEVI Itamar	52.27	52.52
10	128	DJOUHAN Lolassonn	37.85	51.77
11	299	COMPAGNO Daniel	51.66	50.63
12	397	ROCH Bartosz	51.10	50.04
13	277	QUIRKE Colin	x	50.63
14	527	UGURDIL Armagan	48.36	46.53

INTERNET Service: www.european-athletics.org

Timing, Measurement and Data Service by  OMEGA

printed at SUN 26 JUL 2009 19:35

Page 25 of 44

Results

**Discus Men 1.75 kg
Qualification Group B**

23 JUL 2009 / 16:55

Rank	Bib	Name	Nat	Date of Birth	Order	Result	
1	37	PREMERU Marin	CRO	29 AUG 1990	13	61.47	Q
2	101	TAMMSAAR Meigo	EST	20 AUG 1990	11	58.43	Q PB
3	536	NESTERENKO Mykyta	UKR	15 APR 1991	8	56.98	q
4	110	NISKALA Pyry	FIN	6 NOV 1990	9	56.73	q
5	336	RUSKYS Egidijus	LTU	1 DEC 1990	10	56.31	q
6	390	MIKULICZ Michal	POL	8 MAY 1991	12	54.49	q
7	360	HENRIKSEN Eivind	NOR	14 SEP 1990	3	52.99	
8	234	SALZER Michael	GER	25 OCT 1991	6	52.95	
9	231	MÜLLER Thomas	GER	28 FEB 1990	4	52.34	
10	60	BERLING Jeppe	DEN	8 AUG 1990	7	48.48	
11	253	BODÁK Márk	HUN	9 AUG 1991	5	48.21	
	288	ALBERTAZZI Eduardo	ITA	14 SEP 1991	1	NM	
	135	JEANNET Nicaise	FRA	23 FEB 1990	2	NM	

1

2

3

1	37	PREMERU Marin	61.47		
2	101	TAMMSAAR Meigo	58.43		
3	536	NESTERENKO Mykyta	x	x	56.98
4	110	NISKALA Pyry	49.70	52.33	56.73
5	336	RUSKYS Egidijus	53.34	54.94	56.31
6	390	MIKULICZ Michal	53.17	x	54.49
7	360	HENRIKSEN Eivind	50.29	52.99	48.90
8	234	SALZER Michael	x	51.45	52.95
9	231	MÜLLER Thomas	50.44	51.22	52.34
10	60	BERLING Jeppe	46.96	x	48.48
11	253	BODÁK Márk	x	48.21	48.12
	288	ALBERTAZZI Eduardo	x	x	x
	135	JEANNET Nicaise	x	x	x

Qualified: qualifying perf. 57.00 (Q) or 12 best performers (q) to the advance to the Final

Results


**Javelin Men
Qualification**

23 JUL 2009 / 18:15

Rank	Bib	Name	Nat	Date of Birth	Order	Result
1	242	WÖSCHLER Till	GER	9 JUN 1991	12	73.93 Q
2	57	VADLEJCH Jakub	CZE	10 OCT 1990	3	72.60 Q
3	354	TIMMERMAN Lars	NED	19 APR 1991	7	72.58 Q PB
4	213	HOFMANN Andreas	GER	16 DEC 1991	8	72.38 Q
5	377	GRZESZCZUK Lukasz	POL	3 MAR 1990	10	71.76 q PB
6	118	VERRONEN Joonas	FIN	24 APR 1990	11	71.48 q
7	39	ŽUNIC Stipe	CRO	13 DEC 1990	4	70.82 q
8	202	DOLCH Maik	GER	12 FEB 1990	10	70.54 q
9	435	KADUKOV Kirill	RUS	4 FEB 1990	13	70.03 q
10	452	ZAKHAROV Nikita	RUS	4 JAN 1990	7	68.76 q
11	472	SAMAC Vedran	SRB	22 JAN 1990	1	68.59 q
12	105	LAAKSONEN Tuomas	FIN	9 MAR 1990	4	68.06 q
13	340	TARABIN Dmitri	MDA	29 OCT 1991	5	67.82
14	473	STORIC Ivan	SRB	17 JAN 1990	9	67.80 PB
15	174	HUNT Matthew	GBR	1 OCT 1990	1	67.76
16	389	MICHALSKI Patryk	POL	2 FEB 1990	12	67.50
17	180	PEMBROKE Daniel	GBR	16 JUL 1991	6	66.82
18	256	HERNÁDI Gábor	HUN	12 APR 1990	6	66.34
19	393	PLENER Marcin	POL	22 AUG 1990	3	64.58
20	95	KOOREP Ranno	EST	24 JAN 1990	2	64.17
21	471	PAUKOVIC Branko	SRB	28 MAY 1991	5	63.84
22	94	KIRT Magnus	EST	10 APR 1990	2	63.75
23	112	PELTOMÄKI Sami	FIN	11 JAN 1991	11	62.95
24	320	TAMBERI Gianluca	ITA	1 JUL 1990	8	61.39
25	334	LUCKAUSKAS Nerijus	LTU	10 JAN 1991	9	60.73

	1	2	3	
1	242 WÖSCHLER Till	71.05	69.73	73.93
2	57 VADLEJCH Jakub	65.58	72.60	
3	354 TIMMERMAN Lars	72.58		
4	213 HOFMANN Andreas	72.38		
5	377 GRZESZCZUK Lukasz	71.76		
6	118 VERRONEN Joonas	62.70	69.11	71.48
7	39 ŽUNIC Stipe	66.04	70.82	68.11
8	202 DOLCH Maik	70.54	x	67.27
9	435 KADUKOV Kirill	59.49	70.03	62.59
10	452 ZAKHAROV Nikita	x	64.94	68.76
11	472 SAMAC Vedran	66.42	63.49	68.59
12	105 LAAKSONEN Tuomas	61.36	62.39	68.06
13	340 TARABIN Dmitri	66.43	67.82	66.14
14	473 STORIC Ivan	60.89	63.85	67.80
15	174 HUNT Matthew	67.34	67.38	67.76
16	389 MICHALSKI Patryk	67.21	67.50	67.19
17	180 PEMBROKE Daniel	66.67	66.82	62.64
18	256 HERNÁDI Gábor	63.90	66.34	65.99
19	393 PLENER Marcin	62.96	64.58	64.00
20	95 KOOREP Ranno	64.17	62.97	62.49
21	471 PAUKOVIC Branko	59.91	63.84	x
22	94 KIRT Magnus	x	63.75	61.71
23	112 PELTOMÄKI Sami	61.81	62.95	61.75
24	320 TAMBERI Gianluca	61.39	x	x
25	334 LUCKAUSKAS Nerijus	60.73	59.17	58.65

INTERNET Service: www.european-athletics.org

Timing, Measurement and Data Service by  OMEGA

printed at SUN 26 JUL 2009 19:35

Page 27 of 44

Results

Javelin Men
Qualification Group A
23 JUL 2009 / 18:15

Rank	Bib	Name	Nat	Date of Birth	Order	Result
1	57	VADLEJCH Jakub	CZE	10 OCT 1990	3	72.60 Q
2	39	ŽUNIC Stipe	CRO	13 DEC 1990	4	70.82 q
3	202	DOLCH Maik	GER	12 FEB 1990	10	70.54 q
4	452	ZAKHAROV Nikita	RUS	4 JAN 1990	7	68.76 q
5	472	SAMAC Vedran	SRB	22 JAN 1990	1	68.59 q
6	340	TARABIN Dmitri	MDA	29 OCT 1991	5	67.82
7	473	STORIC Ivan	SRB	17 JAN 1990	9	67.80 PB
8	389	MICHALSKI Patryk	POL	2 FEB 1990	12	67.50
9	180	PEMBROKE Daniel	GBR	16 JUL 1991	6	66.82
10	94	KIRT Magnus	EST	10 APR 1990	2	63.75
11	112	PELTOMÄKI Sami	FIN	11 JAN 1991	11	62.95
12	320	TAMBERI Gianluca	ITA	1 JUL 1990	8	61.39 q

1
2
3

1	57	VADLEJCH Jakub	65.58	72.60	
2	39	ŽUNIC Stipe	66.04	70.82	68.11
3	202	DOLCH Maik	70.54	x	67.27
4	452	ZAKHAROV Nikita	x	64.94	68.76
5	472	SAMAC Vedran	66.42	63.49	68.59
6	340	TARABIN Dmitri	66.43	67.82	66.14
7	473	STORIC Ivan	60.89	63.85	67.80
8	389	MICHALSKI Patryk	67.21	67.50	67.19
9	180	PEMBROKE Daniel	66.67	66.82	62.64
10	94	KIRT Magnus	x	63.75	61.71
11	112	PELTOMÄKI Sami	61.81	62.95	61.75
12	320	TAMBERI Gianluca	61.39	x	x


Javelin Men
Qualification Group B
23 JUL 2009 / 19:25

Rank	Bib	Name	Nat	Date of Birth	Order	Result
1	242	WÖSCHLER Till	GER	9 JUN 1991	12	73.93 Q
2	354	TIMMERMAN Lars	NED	19 APR 1991	7	72.58 Q PB
3	213	HOFMANN Andreas	GER	16 DEC 1991	8	72.38 Q
4	377	GRZESZCZUK Lukasz	POL	3 MAR 1990	10	71.76 q PB
5	118	VERRONEN Joonas	FIN	24 APR 1990	11	71.48 q
6	435	KADUKOV Kirill	RUS	4 FEB 1990	13	70.03 q
7	105	LAAKSONEN Tuomas	FIN	9 MAR 1990	4	68.06 q
8	174	HUNT Matthew	GBR	1 OCT 1990	1	67.76
9	256	HERNÁDI Gábor	HUN	12 APR 1990	6	66.34
10	393	PLENER Marcin	POL	22 AUG 1990	3	64.58
11	95	KOOREP Ranno	EST	24 JAN 1990	2	64.17
12	471	PAUKOVIC Branko	SRB	28 MAY 1991	5	63.84
13	334	LUCKAUSKAS Nerijus	LTU	10 JAN 1991	9	60.73

1
2
3

1	242	WÖSCHLER Till	71.05	69.73	73.93
2	354	TIMMERMAN Lars	72.58		
3	213	HOFMANN Andreas	72.38		
4	377	GRZESZCZUK Lukasz	71.76		
5	118	VERRONEN Joonas	62.70	69.11	71.48
6	435	KADUKOV Kirill	59.49	70.03	62.59
7	105	LAAKSONEN Tuomas	61.36	62.39	68.06
8	174	HUNT Matthew	67.34	67.38	67.76
9	256	HERNÁDI Gábor	63.90	66.34	65.99
10	393	PLENER Marcin	62.96	64.58	64.00
11	95	KOOREP Ranno	64.17	62.97	62.49
12	471	PAUKOVIC Branko	59.91	63.84	x
13	334	LUCKAUSKAS Nerijus	60.73	59.17	58.65

Qualified: qualifying perf. 72.00 (Q) or 12 best performers (q) to the advance to the Final

INTERNET Service: www.european-athletics.org
Timing, Measurement and Data Service by 

printed at SUN 26 JUL 2009 19:35

Page 28 of 44

Results

**Decathlon
Final**
24 JUL 2009

Rank	Bib	Name	Nat	Date of Birth	Order	total	
1	17	VAN DER PLAETSEN Thomas	BEL	24 DEC 1990	18	7769	NJR
2	503	OLSON Petter	SWE	14 FEB 1991	16	7734	PB
3	219	KAZMIREK Kai	GER	28 JAN 1991	26	7639	PB
4	208	GILDE Maximilian	GER	5 JAN 1990	24	7552	PB
5	167	GARDINER Daniel	GBR	25 JUN 1990	27	7509	
6	3	DISTELBERGER Dominik	AUT	16 MAR 1990	28	7396	PB
7	50	PAŠIAK Adam	CZE	18 JUL 1990	21	7331	
8	46	HELCELET Adam	CZE	27 OCT 1991	17	7286	
9	116	TASKINEN Eetu	FIN	8 AUG 1991	9	7254	PB
10	159	BRYANT Ashley	GBR	17 MAY 1991	15	7193	
11	293	CALVI Michele	ITA	7 JUN 1990	12	7179	
12	45	HEDVICÁK Jaroslav	CZE	13 DEC 1990	11	7178	PB
13	507	ROSENQUIST Fabian	SWE	1 APR 1991	8	7174	PB
14	171	GUEST David	GBR	8 NOV 1991	22	7144	
15	449	SVIRIDOV Sergey	RUS	20 OCT 1990	20	7069	
16	131	FENRICH Benjamin	FRA	11 JUN 1990	1	7009	PB
17	476	ANTILLE Flavien	SUI	1 FEB 1990	3	7001	
18	450	TEPTIN Yevgeniy	RUS	16 MAR 1990	23	6984	
19	93	JÕEVÄLI Kaarel	EST	8 JAN 1990	5	6960	
20	500	NILSSON Marcus	SWE	3 MAY 1991	10	6915	
21	298	COMBI Stefano	ITA	9 MAR 1990	2	6747	
22	441	LUKYANENKO Artem	RUS	30 JAN 1990	14	6664	
23	115	SOLA Juha	FIN	26 JAN 1990	6	6273	
	282	LÁRUSSON Einar Daði	ISL	10 MAY 1990	19	DNF	
	136	LELIEVRE Jeremy	FRA	8 FEB 1991	4	DNF	
	97	LEPIK Hendrik	EST	18 APR 1990	25	DNF	
	383	KRZESZEWSKI Rafal	POL	12 APR 1990	13	DNF	
	477	BACHMANN Manuel	SUI	26 MAR 1990	7	DNF	

100m Women
Round 1 Heat 1 (4)
23 JUL 2009 / 11:05

Wind: -1.5 m/s


Rank	Bib	Name	Nat	Date of Birth	Lane	Reaction time	Fn	Result
1	1168	KWADWO Yasmin	GER	9 NOV 1990	8	0.146	F1	11.69 Q
2	1213	WHELAN Niamh	IRL	26 JUL 1990	3	0.160		12.05 Q
3	1370	KRŠÁKOVÁ Lenka	SVK		5	0.172		12.19 Q
4	1295	DUARTE Tânia	POR	15 JUL 1990	6	0.204		12.24
5	1413	LEPSKA Ulyana	UKR	9 OCT 1991	4	0.165		12.29
6	1056	IRURETAGOIENA Maitane	ESP	4 APR 1991	2	0.159		12.37
7	1354	SIRMIC Katarina	SRB	28 APR 1991	7	0.221		12.57

100m Women
Round 1 Heat 2 (4)
23 JUL 2009 / 11:11

Wind: -1.5 m/s

Rank	Bib	Name	Nat	Date of Birth	Lane	Reaction time	Fn	Result
1	1307	OGRAZEANU Andreea	ROU	24 MAR 1990	3	0.216		11.78 Q
2	1286	KOLDEJ Malgorzata	POL	12 NOV 1990	6	0.179		11.83 Q
3	1095	EBA Marie-Jeanne	FRA	15 JAN 1990	4	0.181	F1	11.95 Q
4	1251	SAMUEL Jamile	NED	24 APR 1992	5	0.179		11.97 q
5	1360	GASSER Jacqueline	SUI	23 FEB 1990	7	0.179		12.17 q
6	1209	FITZPATRICK Eilish	IRL	1991	2	0.159		12.20

 INTERNET Service: www.european-athletics.org

 Timing, Measurement and Data Service by 

printed at SUN 26 JUL 2009 19:35

Page 29 of 44

Results

100m Women
Round 1 Heat 3 (4)

23 JUL 2009 / 11:17

Wind: -2.2 m/s

Rank	Bib	Name	Nat	Date of Birth	Lane	Reaction time	Result
1	1258	AKINYEMI Folake	NOR	31 MAR 1990	2	0.172	11.75 Q
2	1119	DORSETT Torema	GBR	15 FEB 1990	3	0.181	11.84 Q
3	1144	BAHL Nadja	GER	30 MAR 1992	5	0.160	11.92 Q
4	1284	KIELBASINSKA Anna	POL	26 JUN 1990	4	0.201	11.97 q =SB
5	1361	LAVANCHY Marisa	SUI	4 JAN 1990	7	0.144	12.22
6	1002	KHACHIKYAN Ani	ARM	16 MAR 1991	6	0.204	12.46

100m Women
Round 1 Heat 4 (4)

23 JUL 2009 / 11:23

Wind: -1.7 m/s

Rank	Bib	Name	Nat	Date of Birth	Lane	Reaction time	Result
1	1107	SAINT-MARC Jessie	FRA	16 JUL 1991	2	0.192	11.94 Q
2	1158	GÜNTHER Leena	GER	16 APR 1991	5	0.175	12.00 Q
3	1292	ZAREBSKA Ewa	POL	26 JAN 1990	4	0.178	12.12 Q
4	1076	LEPPÄKOSKI Tiina	FIN	28 APR 1990	6	0.138	12.20 q
5	1261	BRUBAK Mari Gilde	NOR	10 NOV 1990	3	0.174	12.29
6	1241	BORG Diane	MLT	12 SEP 1990	7	0.150	12.58

Qualified: First 3 in each heat (Q) and 4 best performers (q) advance to the Semifinals

100m Women
Round 1

23 JUL 2009 / 11:30

Rank	Bib	Name	Nat	Date of Birth	Lane	Result
1	1168	KWADWO Yasmin	GER	9 NOV 1990	8	11.69 Q
2	1258	AKINYEMI Folake	NOR	31 MAR 1990	2	11.75 Q
3	1307	OGRAZEANU Andreea	ROU	24 MAR 1990	3	11.78 Q
4	1286	KOLDEJ Malgorzata	POL	12 NOV 1990	6	11.83 Q PB
5	1119	DORSETT Torema	GBR	15 FEB 1990	3	11.84 Q
6	1144	BAHL Nadja	GER	30 MAR 1992	5	11.92 Q
7	1107	SAINT-MARC Jessie	FRA	16 JUL 1991	2	11.94 Q
8	1095	EBA Marie-Jeanne	FRA	15 JAN 1990	4	11.95 Q
9	1284	KIELBASINSKA Anna	POL	26 JUN 1990	4	11.97 q =SB
9	1251	SAMUEL Jamile	NED	24 APR 1992	5	11.97 q =SB
11	1158	GÜNTHER Leena	GER	16 APR 1991	5	12.00 Q
12	1213	WHELAN Niamh	IRL	26 JUL 1990	3	12.05 Q
13	1292	ZAREBSKA Ewa	POL	26 JAN 1990	4	12.12 Q
14	1360	GASSER Jacqueline	SUI	23 FEB 1990	7	12.17 q
15	1370	KRŠÁKOVÁ Lenka	SVK		5	12.19 Q
16	1076	LEPPÄKOSKI Tiina	FIN	28 APR 1990	6	12.20 q
17	1209	FITZPATRICK Eilish	IRL	1991	2	12.20
18	1361	LAVANCHY Marisa	SUI	4 JAN 1990	7	12.22
19	1295	DUARTE Tânia	POR	15 JUL 1990	6	12.24
20	1261	BRUBAK Mari Gilde	NOR	10 NOV 1990	3	12.29
20	1413	LEPSKA Ulyana	UKR	9 OCT 1991	4	12.29
22	1056	IRURETAGOiena Maitane	ESP	4 APR 1991	2	12.37
23	1002	KHACHIKYAN Ani	ARM	16 MAR 1991	6	12.46
24	1354	SIRMIC Katarina	SRB	28 APR 1991	7	12.57
25	1241	BORG Diane	MLT	12 SEP 1990	7	12.58

Results

**100m Women
Semifinal**
23 JUL 2009 / 17:50

Rank	Bib	Name	Nat	Date of Birth	Lane	Result	
1	1168	KWADWO Yasmin	GER	9 NOV 1990	4	11.61	Q
2	1258	AKINYEMI Folake	NOR	31 MAR 1990	3	11.66	Q
3	1286	KOLDEJ Malgorzata	POL	12 NOV 1990	5	11.72	Q
4	1307	OGRAZEANU Andreea	ROU	24 MAR 1990	6	11.76	Q
5	1213	WHELAN Niamh	IRL	26 JUL 1990	6	11.77	Q
6	1107	SAINT-MARC Jessie	FRA	16 JUL 1991	3	11.80	q
7	1158	GÜNTHER Leena	GER	16 APR 1991	4	11.86	Q
8	1119	DORSETT Torema	GBR	15 FEB 1990	5	11.88	q
9	1144	BAHL Nadja	GER	30 MAR 1992	8	11.89	
10	1095	EBA Marie-Jeanne	FRA	15 JAN 1990	7	11.99	
11	1251	SAMUEL Jamile	NED	24 APR 1992	2	12.05	
11	1292	ZAREBSKA Ewa	POL	26 JAN 1990	8	12.05	
13	1370	KRŠÁKOVÁ Lenka	SVK		7	12.11	SB
14	1076	LEPPÄKOSKI Tiina	FIN	28 APR 1990	1	12.28	
15	1360	GASSER Jacqueline	SUI	23 FEB 1990	2	12.31	
	1284	KIELBASINSKA Anna	POL	26 JUN 1990	1	DNF	

**100m Women
Semifinal 1 (2)**
23 JUL 2009 / 17:50

Wind: -1.6 m/s

Rank	Bib	Name	Nat	Date of Birth	Lane	Reaction time	Fn	Result
1	1258	AKINYEMI Folake	NOR	31 MAR 1990	3	0.171		11.66 Q
2	1307	OGRAZEANU Andreea	ROU	24 MAR 1990	6	0.247		11.76 Q
3	1158	GÜNTHER Leena	GER	16 APR 1991	4	0.182		11.86 Q
4	1119	DORSETT Torema	GBR	15 FEB 1990	5	0.195		11.88 q
5	1095	EBA Marie-Jeanne	FRA	15 JAN 1990	7	0.191		11.99
6	1292	ZAREBSKA Ewa	POL	26 JAN 1990	8	0.178		12.05
7	1360	GASSER Jacqueline	SUI	23 FEB 1990	2	0.222	F1	12.31
	1284	KIELBASINSKA Anna	POL	26 JUN 1990	1	0.212		DNF

**100m Women
Semifinal 2 (2)**
23 JUL 2009 / 17:57

Wind: -0.3 m/s

Rank	Bib	Name	Nat	Date of Birth	Lane	Reaction time	Result
1	1168	KWADWO Yasmin	GER	9 NOV 1990	4	0.159	11.61 Q
2	1286	KOLDEJ Malgorzata	POL	12 NOV 1990	5	0.168	11.72 Q
3	1213	WHELAN Niamh	IRL	26 JUL 1990	6	0.164	11.77 Q
4	1107	SAINT-MARC Jessie	FRA	16 JUL 1991	3	0.209	11.80 q
5	1144	BAHL Nadja	GER	30 MAR 1992	8	0.173	11.89
6	1251	SAMUEL Jamile	NED	24 APR 1992	2	0.181	12.05
7	1370	KRŠÁKOVÁ Lenka	SVK		7	0.140	12.11
8	1076	LEPPÄKOSKI Tiina	FIN	28 APR 1990	1	0.178	12.28

Qualified: First 3 in each heat (Q) and 2 best performers (q) advance to the Final

Results

**400m Women
Round 1**
23 JUL 2009 / 17:10

Rank	Bib	Name	Nat	Date of Birth	Lane	Result
1	1406	BARALEY Yuliya	UKR	25 APR 1990	6	53.16 Q
2	1319	GAFIYATULLINA Liliya	RUS	3 FEB 1990	2	53.72 Q PB
3	1341	ZUBKOVA Liliya	RUS	2 MAR 1990	6	53.75 Q
4	1383	HJELMER Moa	SWE	19 JUN 1990	8	54.07 q PB
5	1234	ZAPPA Valentina	ITA	13 MAY 1991	7	54.32 q PB
6	1139	WAKE Laura	GBR	3 MAY 1991	5	54.37
7	1398	AYDIN Merve	TUR	17 MAR 1990	5	54.38 Q
8	1419	ZEMLYAK Olha	UKR	16 JAN 1990	4	54.43 Q
9	1414	LOHVYENENKO Alina	UKR	18 JUL 1990	2	55.22 Q
10	1154	FEIZBAKSH Maral	GER	22 FEB 1990	4	55.33
11	1093	DIARRA Elea Mariama	FRA	8 MAR 1990	3	55.43
12	1155	FERENZ Daniela	GER	3 AUG 1990	3	55.44
13	1371	ŠTUKOVÁ Alexandra	SVK		3	55.45
14	1296	MONTEIRO Joceline	POR	10 MAY 1990	2	56.00
15	1205	ZSIGOVICS Natália	HUN	20 MAR 1991	7	56.02
16	1352	PETROVIC Marija	SRB	10 JAN 1990	4	57.37
17	1109	SORGNARD Clemence	FRA	27 SEP 1990	5	57.51
18	1240	RISTESKA Hristina	MKD	21 DEC 1991	6	58.58
	1021	HOROZIC Jasna	BIH	18 JAN 1991	7	DNS

**400m Women
Round 1 Heat 1 (3)**
23 JUL 2009 / 17:10

Rank	Bib	Name	Nat	Date of Birth	Lane	Reaction time	Result
1	1341	ZUBKOVA Liliya	RUS	2 MAR 1990	6	0.237	53.75 Q
2	1414	LOHVYENENKO Alina	UKR	18 JUL 1990	2	0.219	55.22 Q
3	1154	FEIZBAKSH Maral	GER	22 FEB 1990	4	0.239	55.33
4	1371	ŠTUKOVÁ Alexandra	SVK		3	0.204	55.45
5	1205	ZSIGOVICS Natália	HUN	20 MAR 1991	7	0.301	56.02
6	1109	SORGNARD Clemence	FRA	27 SEP 1990	5	0.301	57.51

**400m Women
Round 1 Heat 2 (3)**
23 JUL 2009 / 17:17

Rank	Bib	Name	Nat	Date of Birth	Lane	Reaction time	Result
1	1406	BARALEY Yuliya	UKR	25 APR 1990	6	0.243	53.16 Q
2	1319	GAFIYATULLINA Liliya	RUS	3 FEB 1990	2	0.232	53.72 Q PB
3	1383	HJELMER Moa	SWE	19 JUN 1990	8	0.276	54.07 q PB
4	1234	ZAPPA Valentina	ITA	13 MAY 1991	7	0.279	54.32 q PB
5	1139	WAKE Laura	GBR	3 MAY 1991	5	0.227	54.37
6	1155	FERENZ Daniela	GER	3 AUG 1990	3	0.280	55.44
7	1352	PETROVIC Marija	SRB	10 JAN 1990	4	0.176	57.37

Results

400m Women
Round 1 Heat 3 (3)
23 JUL 2009 / 17:24

Rank	Bib	Name	Nat	Date of Birth	Lane	Reaction time	Fn	Result
1	1398	AYDIN Merve	TUR	17 MAR 1990	5	0.415		54.38 Q
2	1419	ZEMLYAK Olha	UKR	16 JAN 1990	4			54.43 Q
3	1093	DIARRA Elea Mariama	FRA	8 MAR 1990	3	0.194		55.43
4	1296	MONTEIRO Joceline	POR	10 MAY 1990	2	0.211		56.00
5	1240	RISTESKA Hristina	MKD	21 DEC 1991	6	0.560	F1	58.58
	1021	HOROZIC Jasna	BIH	18 JAN 1991	7			DNS

Qualified: First 2 in each heat (Q) and 2 best performers (q) advance to the Final

800m Women
Round 1
23 JUL 2009 / 16:20


Rank	Bib	Name	Nat	Date of Birth	Lane	Result
1	1160	HARRER Corinna	GER	19 JAN 1991	7	2:04.46 Q
2	1126	LEONARD Alison	GBR	17 MAR 1990	8	2:05.08 Q
3	1339	ZAVYALOVA Yekaterina	RUS	1 MAR 1991	6	2:05.68 Q
4	1359	BÜCHEL Selina	SUI	26 JUL 1991	3	2:06.20 Q PB
5	1340	ZHILKINA Yelena	RUS	4 MAY 1990	5	2:06.32 q
6	1407	BIBIK Olha	UKR	5 FEB 1990	5	2:06.90 q
7	1147	BIEDERMANN Sarah	GER	4 APR 1991	8	2:07.49
8	1385	LINDH Lovisa	SWE	9 JUL 1991	2	2:07.57
9	1306	LAVRIC Mirela	ROU	17 FEB 1991	3	2:07.94 Q
10	1055	GUERRERO Esther	ESP	7 FEB 1990	3	2:08.39
11	1389	ÖBERG Sofia	SWE	30 MAY 1990	6	2:08.59 Q
12	1046	ŠKABRAHOVÁ Sylva	CZE	6 SEP 1991	6	2:08.96
13	1338	YACHMENEVA Darya	RUS	9 SEP 1990	7	2:09.19
14	1135	TAN Jenny	GBR	9 MAR 1991	7	2:09.37
15	1357	BARMET Stefanie	SUI	29 FEB 1992	4	2:09.47
16	1191	ZEIDLER Jessica	GER	29 JAN 1991	8	2:09.69
17	1207	EVERARD Ciara	IRL	10 JUL 1990	2	2:09.97
18	1125	LENNON Leigh	GBR	22 MAY 1991	5	2:10.99
19	1400	ERDOGAN Meliha	TUR	1990	1	2:12.89
20	1346	ANDJELKOVIC Jelena	SRB	23 APR 1990	2	2:13.01
21	1088	BOUFAARIRANE Leila	FRA	2 OCT 1991	4	2:13.87
	1090	CAMARA Djeneba	FRA	17 NOV 1990	4	DNF

800m Women
Round 1 Heat 1 (3)
23 JUL 2009 / 16:20

Rank	Bib	Name	Nat	Date of Birth	Lane	Result
1	1339	ZAVYALOVA Yekaterina	RUS	1 MAR 1991	6	2:05.68 Q
2	1147	BIEDERMANN Sarah	GER	4 APR 1991	8	2:07.49
3	1407	BIBIK Olha	UKR	5 FEB 1990	5	2:06.90 q
4	1207	EVERARD Ciara	IRL	10 JUL 1990	2	2:09.97
5	1359	BÜCHEL Selina	SUI	26 JUL 1991	3	2:06.20 Q PB
6	1400	ERDOGAN Meliha	TUR	1990	1	2:12.89
7	1135	TAN Jenny	GBR	9 MAR 1991	7	2:09.37
8	1090	CAMARA Djeneba	FRA	17 NOV 1990	4	DNF

Intermediate times: 400m 1:03.01 1339 ZAVYALOVA Yekaterina (RUS)

INTERNET Service: www.european-athletics.org

Timing, Measurement and Data Service by  OMEGA

printed at SUN 26 JUL 2009 19:35

Page 33 of 44

Results

800m Women
Round 1 Heat 2 (3)
23 JUL 2009 / 16:29

Rank	Bib	Name	Nat	Date of Birth	Lane	Result
1	1306	LAVRIC Mirela	ROU	17 FEB 1991	3	2:07.94 Q
2	1389	ÖBERG Sofia	SWE	30 MAY 1990	6	2:08.59 Q
3	1338	YACHMENEVA Darya	RUS	9 SEP 1990	7	2:09.19
4	1357	BARMET Stefanie	SUI	29 FEB 1992	4	2:09.47
5	1191	ZEIDLER Jessica	GER	29 JAN 1991	8	2:09.69
6	1125	LENNON Leigh	GBR	22 MAY 1991	5	2:10.99
7	1346	ANDJELKOVIC Jelena	SRB	23 APR 1990	2	2:13.01

Intermediate times: 400m 1:04.62 1389 ÖBERG Sofia (SWE)

800m Women
Round 1 Heat 3 (3)
23 JUL 2009 / 16:38

Rank	Bib	Name	Nat	Date of Birth	Lane	Result
1	1160	HARRER Corinna	GER	19 JAN 1991	7	2:04.46 Q
2	1126	LEONARD Alison	GBR	17 MAR 1990	8	2:05.08 Q
3	1340	ZHILKINA Yelena	RUS	4 MAY 1990	5	2:06.32 q
4	1385	LINDH Lovisa	SWE	9 JUL 1991	2	2:07.57
5	1055	GUERRERO Esther	ESP	7 FEB 1990	3	2:08.39
6	1046	ŠKABRAHOVÁ Sylva	CZE	6 SEP 1991	6	2:08.96
7	1088	BOUFAARIRANE Leila	FRA	2 OCT 1991	4	2:13.87

Intermediate times: 400m 1:00.76 1160 HARRER Corinna (GER)

Qualified: First 2 in each heat (Q) and 2 best performers (q) advance to the Final

3000m Steeplechase Women
Round 1
23 JUL 2009 / 18:35

Rank	Bib	Name	Nat	Date of Birth	Order	Result
1	1264	GRØVDAL Karoline Bjerkeli	NOR	14 JUN 1990	6	10:00.44 Q
2	1008	ABDULLAYEVA Layes	AZE	29 MAY 1991	5	10:18.07 Q
3	1064	TOBAL Estefanía	ESP	9 MAY 1991	3	10:25.69 Q
4	1140	WEBB Louise	GBR	9 FEB 1991	4	10:26.03 Q
5	1123	HOOD Nicola	GBR	6 JUL 1990	2	10:27.31 Q
6	1375	BODINSON Klara	SWE	11 JUN 1990	8	10:27.40 Q
7	1229	ROFFINO Valeria	ITA	9 APR 1990	3	10:27.94 Q
8	1041	BARINOVÁ Martina	CZE	28 JAN 1990	6	10:28.39 Q
9	1325	KUDRYASHOVA Aleksandra	RUS	18 JUL 1990	10	10:28.64 q
10	1260	BLOM Veronika Brennhovd	NOR	27 OCT 1990	5	10:31.25 q
11	1152	CORNELSEN Sarah	GER	7 JUL 1990	9	10:38.84 q
12	1161	HIRSCHHÄUSER Jana	GER	27 DEC 1990	10	10:39.17 q
13	1326	LEBEDEVA Lyudmila	RUS	23 MAY 1990	9	10:39.19
14	1163	KICK Julia	GER	10 MAY 1990	8	10:40.50
15	1013	DALEMANS Eline	BEL	25 FEB 1991	4	10:52.64
16	1298	ROCHA Carla Salomé	POR	25 APR 1990	7	10:55.74
17	1301	DANCI Liliana	ROU	1990	7	11:00.79
18	1227	MARTINELLI Giulia	ITA	16 JUN 1991	1	11:02.09
19	1105	RAYCZAKOWSKI Sarah	FRA	4 JUL 1991	1	11:17.95
20	1366	SCHLUMPF Fabienne	SUI	17 NOV 1990	11	11:19.84
21	1268	HERBERG Kjersti S.	NOR	24 AUG 1991	2	11:24.16

Results

3000m Steeplechase Women
Round 1 Heat 1 (2)

23 JUL 2009 / 18:35

Rank	Bib	Name	Nat	Date of Birth	Order	Result	
1	1264	GRØVDAL Karoline Bjerkeli	NOR	14 JUN 1990	6	10:00.44	Q
2	1064	TOBAL Estefanía	ESP	9 MAY 1991	3	10:25.69	Q NJR
3	1123	HOOD Nicola	GBR	6 JUL 1990	2	10:27.31	Q
4	1375	BODINSON Klara	SWE	11 JUN 1990	8	10:27.40	Q PB
5	1260	BLOM Veronika Brennhovd	NOR	27 OCT 1990	5	10:31.25	q PB
6	1161	HIRSCHHÄUSER Jana	GER	27 DEC 1990	10	10:39.17	q PB
7	1326	LEBEDEVA Lyudmila	RUS	23 MAY 1990	9	10:39.19	
8	1013	DALEMANS Eline	BEL	25 FEB 1991	4	10:52.64	
9	1301	DANCI Liliana	ROU	1990	7	11:00.79	
10	1227	MARTINELLI Giulia	ITA	16 JUN 1991	1	11:02.09	
11	1366	SCHLUMPF Fabienne	SUI	17 NOV 1990	11	11:19.84	

Intermediate times: 1000m 3:09.94 1264 GRØVDAL Karoline Bjerkeli (NOR)
2000m 6:33.38 1264 GRØVDAL Karoline Bjerkeli (NOR)

3000m Steeplechase Women
Round 1 Heat 2 (2)

23 JUL 2009 / 18:50

Rank	Bib	Name	Nat	Date of Birth	Order	Result	
1	1008	ABDULLAYEVA Layes	AZE	29 MAY 1991	5	10:18.07	Q NR
2	1140	WEBB Louise	GBR	9 FEB 1991	4	10:26.03	Q
3	1229	ROFFINO Valeria	ITA	9 APR 1990	3	10:27.94	Q
4	1041	BARINOVÁ Martina	CZE	28 JAN 1990	6	10:28.39	Q
5	1325	KUDRYASHOVA Aleksandra	RUS	18 JUL 1990	10	10:28.64	q
6	1152	CORNELSEN Sarah	GER	7 JUL 1990	9	10:38.84	q
7	1163	KICK Julia	GER	10 MAY 1990	8	10:40.50	
8	1298	ROCHA Carla Salomé	POR	25 APR 1990	7	10:55.74	
9	1105	RAYCZAKOWSKI Sarah	FRA	4 JUL 1991	1	11:17.95	
10	1268	HERBERG Kjersti S.	NOR	24 AUG 1991	2	11:24.16	

Intermediate times: 1000m 3:25.88 1325 KUDRYASHOVA Aleksandra (RUS)
2000m 6:58.64 1325 KUDRYASHOVA Aleksandra (RUS)

Qualified: First 4 in each heat (Q) and 4 best performers (q) advance to the Final

Results

**Shot Put Women
Qualification**

23 JUL 2009 / 10:20

Rank	Bib	Name	Nat	Date of Birth	Order	Result	
1	1164	KLEEBERG Sophie	GER	30 MAY 1990	7	16.46	Q SB
2	1025	HRYSKO Aliona	BLR	25 JAN 1990	7	16.18	Q
3	1280	GUBA Paulina	POL	14 MAY 1991	2	15.52	Q
4	1151	BURKHARDT Samira	GER	9 AUG 1990	11	15.03	Q
5	1316	BESSOLTSEVA Anastasiya	RUS	18 AUG 1990	4	14.72	Q
6	1283	KANIEWSKA Marta	POL	27 JUN 1990	4	14.65	q
7	1043	CERVENKOVÁ Markéta	CZE	20 AUG 1991	11	14.25	q
8	1409	HOLODNAYA Olha	UKR	14 NOV 1991	10	14.25	q
9	1034	PERKOVIC Sandra	CRO	21 JUN 1990	10	14.06	q
10	1027	KRYVOL Volha	BLR	26 AUG 1990	3	14.03	q
11	1068	TREIEL Linda	EST	8 MAY 1991	8	13.96	q
12	1322	KOLODKO Yevgeniya	RUS	2 JUL 1990	1	13.96	q
13	1104	PEREZ Helena	FRA	1991	2	13.78	
14	1189	WEDER Maylin	GER	27 FEB 1991	6	13.78	
15	1293	ZEBROWSKA Magdalena	POL	11 JAN 1991	9	13.75	
16	1372	ÅKERSTRÖM Frida	SWE	1990	1	13.56	
17	1051	MULBJERG Trine	DEN	23 APR 1990	5	13.54	
18	1073	KANTANEN Katja	FIN	19 MAY 1991	3	13.51	
19	1208	FITZGERALD Claire	IRL	12 SEP 1991	5	13.21	
20	1304	IANCU Ioana Alexandra	ROU	8 SEP 1991	6	13.21	
21	1404	UZUN Zeynep	TUR	12 SEP 1991	9	12.90	
22	1036	SLIŠKOVIC Dragica	CRO	27 FEB 1990	8	12.39	

1

2

3

1	1164	KLEEBERG Sophie	16.46		
2	1025	HRYSKO Aliona	16.18		
3	1280	GUBA Paulina	15.52		
4	1151	BURKHARDT Samira	15.03		
5	1316	BESSOLTSEVA A	14.24	14.32	14.72
6	1283	KANIEWSKA Marta	14.26	14.55	14.65
7	1043	CERVENKOVÁ Markéta	x	14.25	13.54
8	1409	HOLODNAYA Olha	13.20	14.25	13.36
9	1034	PERKOVIC Sandra	13.95	14.06	x
10	1027	KRYVOL Volha	13.23	14.03	13.85
11	1068	TREIEL Linda	13.07	13.92	13.96
12	1322	KOLODKO Yevgeniya	13.96	13.91	x
13	1104	PEREZ Helena	13.78	x	13.73
14	1189	WEDER Maylin	13.68	13.78	x
15	1293	ZEBROWSKA M	13.75	13.61	x
16	1372	ÅKERSTRÖM Frida	12.95	x	13.56
17	1051	MULBJERG Trine	12.55	13.54	x
18	1073	KANTANEN Katja	13.05	13.37	13.51
19	1208	FITZGERALD Claire	12.88	12.99	13.21
20	1304	IANCU I	12.78	x	13.21
21	1404	UZUN Zeynep	12.78	12.90	x
22	1036	SLIŠKOVIC Dragica	12.39	12.19	12.20

Results

Shot Put Women
Qualification Group A
23 JUL 2009 / 10:20

Rank	Bib	Name	Nat	Date of Birth	Order	Result
1	1025	HRYSHKO Aliona	BLR	25 JAN 1990	7	16.18 Q
2	1280	GUBA Paulina	POL	14 MAY 1991	2	15.52 Q
3	1316	BESSOLTSEVA Anastasiya	RUS	18 AUG 1990	4	14.72 Q
4	1043	CERVENKOVÁ Markéta	CZE	20 AUG 1991	11	14.25 q
5	1034	PERKOVIC Sandra	CRO	21 JUN 1990	10	14.06 q
6	1068	TREIEL Linda	EST	8 MAY 1991	8	13.96 q
7	1189	WEDER Maylin	GER	27 FEB 1991	6	13.78
8	1293	ZEBROWSKA Magdalena	POL	11 JAN 1991	9	13.75
9	1372	ÅKERSTRÖM Frida	SWE	1990	1	13.56
10	1051	MULBJERG Trine	DEN	23 APR 1990	5	13.54
11	1073	KANTANEN Katja	FIN	19 MAY 1991	3	13.51


	1	2	3
1	1025 HRYSHKO Aliona	16.18	
2	1280 GUBA Paulina	15.52	
3	1316 BESSOLTSEVA A	14.24	14.32
4	1043 CERVENKOVÁ Markéta	x	14.25
5	1034 PERKOVIC Sandra	13.95	14.06
6	1068 TREIEL Linda	13.07	13.92
7	1189 WEDER Maylin	13.68	13.78
8	1293 ZEBROWSKA M	13.75	13.61
9	1372 ÅKERSTRÖM Frida	12.95	x
10	1051 MULBJERG Trine	12.55	13.54
11	1073 KANTANEN Katja	13.05	13.37

Shot Put Women
Qualification Group B
23 JUL 2009 / 10:20

Rank	Bib	Name	Nat	Date of Birth	Order	Result
1	1164	KLEEBERG Sophie	GER	30 MAY 1990	7	16.46 Q SB
2	1151	BURKHARDT Samira	GER	9 AUG 1990	11	15.03 Q
3	1283	KANIEWSKA Marta	POL	27 JUN 1990	4	14.65 q
4	1409	HOLODNAYA Olha	UKR	14 NOV 1991	10	14.25 q
5	1027	KRYVOL Volha	BLR	26 AUG 1990	3	14.03 q
6	1322	KOLODKO Yevgeniya	RUS	2 JUL 1990	1	13.96 q
7	1104	PEREZ Helena	FRA	1991	2	13.78
8	1208	FITZGERALD Claire	IRL	12 SEP 1991	5	13.21
9	1304	IANCU Ioana Alexandra	ROU	8 SEP 1991	6	13.21
10	1404	UZUN Zeynep	TUR	12 SEP 1991	9	12.90
11	1036	SLIŠKOVIC Dragica	CRO	27 FEB 1990	8	12.39

	1	2	3
1	1164 KLEEBERG Sophie	16.46	
2	1151 BURKHARDT Samira	15.03	
3	1283 KANIEWSKA Marta	14.26	14.55
4	1409 HOLODNAYA Olha	13.20	14.25
5	1027 KRYVOL Volha	13.23	14.03
6	1322 KOLODKO Yevgeniya	13.96	13.91
7	1104 PEREZ Helena	13.78	x
8	1208 FITZGERALD Claire	12.88	12.99
9	1304 IANCU I	12.78	x
10	1404 UZUN Zeynep	12.78	12.90
11	1036 SLIŠKOVIC Dragica	12.39	12.19

Qualified: qualifying perf. 14.70 (Q) or 12 best performers (q) to the advance to the Final

INTERNET Service: www.european-athletics.org
Timing, Measurement and Data Service by 

printed at SUN 26 JUL 2009 19:35

Page 41 of 44

Results

Shot Put Women
Final
23 JUL 2009 / 18:10

Rank	Bib	Name	Nat	Date of Birth	Order	Result
1	1025	HRYSHKO Aliona	BLR	25 JAN 1990	8	17.59
2	1151	BURKHARDT Samira	GER	9 AUG 1990	7	16.46
3	1164	KLEEBERG Sophie	GER	30 MAY 1990	11	15.95
4	1280	GUBA Paulina	POL	14 MAY 1991	12	15.63 =PB
5	1034	PERKOVIC Sandra	CRO	21 JUN 1990	1	15.42
6	1043	CERVENKOVÁ Markéta	CZE	20 AUG 1991	3	14.88 PB
7	1316	BESSOLTSEVA Anastasiya	RUS	18 AUG 1990	10	14.81
8	1283	KANIEWSKA Marta	POL	27 JUN 1990	4	14.72
9	1322	KOLODKO Yevgeniya	RUS	2 JUL 1990	6	14.50
10	1409	HOLODNAYA Olha	UKR	14 NOV 1991	9	14.35
11	1027	KRYVOL Volha	BLR	26 AUG 1990	5	14.10
12	1068	TREIEL Linda	EST	8 MAY 1991	2	13.86

	1	2	3	4	5	6
1	1025	HRYSHKO Aliona	17.39	x	x	17.59
2	1151	BURKHARDT Samira	15.80	16.04	16.29	16.46
3	1164	KLEEBERG Sophie	15.39	x	15.41	15.95
4	1280	GUBA Paulina	15.30	15.46	15.43	15.63
5	1034	PERKOVIC Sandra	14.99	15.23	15.42	x
6	1043	CERVENKOVÁ Markéta	14.88	x	14.30	14.04
7	1316	BESSOLTSEVA A	14.05	14.81	14.75	14.53
8	1283	KANIEWSKA Marta	14.21	14.16	14.72	x
9	1322	KOLODKO Yevgeniya	12.99	14.26	14.50	x
10	1409	HOLODNAYA Olha	14.34	14.35	14.28	x
11	1027	KRYVOL Volha	x	14.10	x	x
12	1068	TREIEL Linda	13.86	x	x	x

Hammer Women
Qualification Group A
23 JUL 2009 / 11:30

Rank	Bib	Name	Nat	Date of Birth	Order	Result
1	1308	PERIE Bianca	ROU	1 JUN 1990	7	63.71 Q
2	1122	HITCHON Sophie	GBR	11 JUL 1991	6	60.68 Q
3	1026	KASTROVA Alina	BLR	2 MAR 1990	9	59.79 Q
4	1082	SALMELA Johanna	FIN	6 NOV 1990	1	58.77 Q
5	1291	SZEWA Magdalena	POL	20 SEP 1990	10	58.14 Q
6	1078	MIETTINEN Jonna	FIN	7 DEC 1990	11	57.26
7	1172	NANNEN Mareike	GER	2 JAN 1990	2	56.35
8	1199	GERGELICS Cintia	HUN	16 NOV 1991	5	55.15
9	1276	VANGSNES Katja	NOR	16 NOV 1991	8	52.65
10	1210	HICKEY Aoife	IRL	7 APR 1991	3	50.32
	1394	STORM Ida	SWE	26 DEC 1991	4	NM

	1	2	3
1	1308	PERIE Bianca	63.71
2	1122	HITCHON Sophie	60.68
3	1026	KASTROVA Alina	59.79
4	1082	SALMELA Johanna	58.77
5	1291	SZEWA Magdalena	58.14
6	1078	MIETTINEN Jonna	57.26
7	1172	NANNEN Mareike	56.35
8	1199	GERGELICS Cintia	55.15
9	1276	VANGSNES Katja	52.65
10	1210	HICKEY Aoife	50.32
	1394	STORM Ida	x

Results

Qualification (cont.)

Qualification		1	2	3
1	1308	PERIE Bianca	63.71	
2	1273	RAAD Trude	62.52	
3	1202	OZORAI Jenny	61.00	
4	1318	FROLOVA Karina	56.63	60.84
5	1122	HITCHON Sophie	60.68	
6	1026	KASTROVA Alina	59.79	
7	1082	SALMELA Johanna	58.77	
8	1194	PAPADOPOULOU-FATÁL	58.33	
9	1201	NÉMETH Eszter	58.15	
10	1291	SZEWA Magdalena	51.62	58.14
11	1173	PAESLER Carolin	x	57.78
12	1080	PENTTILÄ Jenni	55.19	52.82
13	1078	MIETTINEN Jonna	55.47	x
14	1172	NANNEN Mareike	56.35	x
15	1087	BONTEMPS Marylou	55.79	55.87
16	1022	ŠEHIC Paša	54.62	55.51
17	1199	GERGELICS Cintia	55.15	55.07
18	1254	VAN DER SCHILT N	48.29	53.11
19	1276	VANGSNES Katja	52.65	51.89
20	1210	HICKEY Aoife	50.32	x
	1394	STORM Ida	x	x

10000m Race Walk Women


Final

23 JUL 2009 / 9:55

Rank	Bib	Name	Nat	Date of Birth	Order	Result
1	1315	ALEMBEKOVA Elmira	RUS	30 JUN 1990	19	46:31.07
2	1228	PALMISANO Antonella	ITA	6 AUG 1991	7	46:59.47
3	1331	OKHOTNIKOVA Nina	RUS	11 MAR 1991	5	47:04.97
4	1313	TURNEA Adriana	ROU	6 FEB 1991	4	48:48.95
5	1303	GRADINARIU Alexandra	ROU	25 OCT 1990	18	49:10.48
6	1092	DELON Laurène	FRA	16 APR 1990	2	50:05.37
7	1059	MARTÍNEZ Paula	ESP	2 JAN 1992	6	50:40.97
8	1052	ALONSO Sara	ESP	31 JUL 1991	11	52:18.98
9	1235	KAŽEMAKA Anita	LAT	30 MAY 1990	17	52:28.50
10	1218	BUSSU Claudia	ITA	21 NOV 1990	13	54:59.11
11	1369	GÁBORCÍKOVÁ Diana	SVK	25 JUN 1991	9	57:40.84
	1302	ENACHE Adriana Georgiana	ROU	19 FEB 1991	10	DNF
	1401	GUNES Tugce	TUR	1 JAN 1993	16	DNF
	1200	KRIVÁN Berta	HUN	17 NOV 1991	15	DNF
	1077	LÖFBACKA Mikaela	FIN	10 JAN 1990	1	DNF
	1065	YERGA Sandra	ESP	6 APR 1991	8	DNF
	1024	DARAZHUK Nadzeya	BLR	23 JAN 1990	3	DQ
	1103	MENUET Emilie	FRA	21 NOV 1991	12	DQ
	1195	TSINOPOULOU Panayióta	GRE	16 OCT 1990	14	DQ

Intermediate times:	1000m	4:45.07	1315	ALEMBEKOVA Elmira (RUS)
	2000m	9:12.54	1315	ALEMBEKOVA Elmira (RUS)
	3000m	13:42.27	1315	ALEMBEKOVA Elmira (RUS)
	4000m	18:17.14	1315	ALEMBEKOVA Elmira (RUS)
	5000m	22:48.33	1315	ALEMBEKOVA Elmira (RUS)
	6000m	27:31.30	1315	ALEMBEKOVA Elmira (RUS)
	7000m	32:13.91	1315	ALEMBEKOVA Elmira (RUS)
	8000m	36:52.91	1315	ALEMBEKOVA Elmira (RUS)
	9000m	41:41.42	1315	ALEMBEKOVA Elmira (RUS)

INTERNET Service: www.european-athletics.org

Timing, Measurement and Data Service by  OMEGA

printed at SUN 26 JUL 2009 19:35

Page 44 of 44